



Closed Circuit Television
British Standard 7958:2015
Evaluation Report
1st April 2025
to
31st March 2026

Stratford-on-Avon CCTV Evaluation Report
1st April 2025 to 31st March 2026
British Standard 7958

BRITISH STANDARD EVALUATION OF STRATFORD-ON-AVON CCTV SCHEME

CONTENTS

	Page
1. Methodology	3
2. Introduction	4
3. Policy Statement and Scheme Description	6
4. Purpose and Scope of the CCTV Scheme	7
5. Changes in Operation, Management or Policy	10
6. Proposals for the Scheme	11
7. Statistical Analysis and Evaluation	12
8. Conclusion	28
9. Appendix 'A' Incidents – Year on Year Comparison	30
10. Appendix 'B' Camera Uses	37

Stratford-on-Avon CCTV Evaluation Report
1st April 2025 to 31st March 2026
British Standard 7958

1.0 METHODOLOGY

To comply with the requirements of British Standard 7958 'Closed Circuit Television (CCTV) Management and Operation – Code of Practice' and the recommendations contained in the Information Commissioner's 'CCTV Code of Practice' published in October 2014, Stratford-on-Avon District Council commissioned Plass Solutions Ltd to conduct an evaluation of the Stratford-on-Avon CCTV system.

Whilst the Information Commissioner's 'CCTV Code of Practice' mention that a review should be undertaken that assesses the effectiveness of the system, British Standards are specific in the criteria required to be covered by such an evaluation. However, the aforementioned Codes of Practice agree that the results of the evaluation should be publicly available.

The topics required to be covered by the British Standard are as follows:

- a) a description of the scheme and the geographical area(s) of operation the scheme's policy statement
- b) the purpose and scope of the scheme
- c) any changes to the operation or management of the CCTV scheme
- d) any changes that have been made to the policy
- e) any proposals to expand or reduce the operation of the scheme
- f) the aims and objectives for the next 12 months.

The British Standard also requires the following information to be included within the review:

- g) the number of incidents recorded by the scheme
- h) the number of incidents reported to the police and where appropriate other bodies
- i) an assessment of the CCTV scheme's impact on crime levels and types of crime in the area covered by the scheme.

As the Stratford-on-Avon CCTV Control Room has achieved accreditation to the above-mentioned British Standard, the following evaluation will focus on the content of that Standard as outlined above.

Stratford-on-Avon CCTV Evaluation Report
1st April 2025 to 31st March 2026
British Standard 7958

2.0 INTRODUCTION

2.1 Description of the Scheme

The Stratford-on-Avon District Council CCTV system consists of 143 cameras that have been installed at strategically positioned locations in Stratford-on-Avon, Shipston-on-Stour, Alcester, Southam, Bidford-on-Avon, Earlswood, Wellesbourne, Studley, Henley-in-Arden, Meon Vale and Bell Court.

Location	Total number of Cameras
Stratford-upon-Avon	82
Henley-in-Arden	2
Shipston-on-Stour	8
Bidford-on-Avon	4
Earlswood	1
Southam	7
Studley	6
Bell Court	18
Wellesbourne	4
Alcester	6
Meon Vale (live from June 2025)	5

There are also six car parks covered by the surveillance system (all within Stratford-upon-Avon), these being at Windsor Street, Arden Street, Bridgefoot Car Park Road, Swans Nest Road, Recreation Field and Riverside.

The system is monitored by trained and dedicated staff, employed by Stratford-on-Avon District Council Staff.

2.2 Communication

There is a dedicated CCTV transmission link to the Warwickshire Police Control Room, which can receive and monitor live images. Other communication links exist such as the retail radio link, airwaves communication and radio for SDC enforcement officers. These links are with the following:

- Retailers and night-time economy business community
- SDC Environmental and Operational Services Officers (The council's enforcement officers)
- Stratford-upon-Avon BID Rangers (Introduced in July 2025)
- Stratford-upon-Avon Street Pastors

Stratford-on-Avon CCTV Evaluation Report
1st April 2025 to 31st March 2026
British Standard 7958

2.3 System Operation

The system is monitored by dedicated Stratford-on-Avon District Council employees who have received the accredited training now required by the Private Security Industry Act 2001. The system is operated and managed in accordance with current legislation and detailed CCTV Codes of Practice and Operational Procedures Manual.

Stratford-on-Avon CCTV Evaluation Report

1st April 2025 to 31st March 2026

British Standard 7958

3.0 POLICY STATEMENT AND SCHEME DESCRIPTION

3.1 Closed Circuit Television

The scheme initially comprised of cameras located in specific external locations with control, monitoring and recording facilities at a dedicated location. A problem orientated process was utilised to assess the appropriateness of CCTV in the area subject of this evaluation. The cameras have therefore been sited to capture images that are relevant to the purposes for which the scheme has been established. The purposes of the CCTV scheme are outlined later in this report.

3.2 Ownership

The scheme is owned by Stratford-on-Avon District Council who is responsible for the management, administration and security of the system. The owners manage the system and ensure the protection of individuals and the public by complying with the Codes of Practice.

Should the public wish to contact the owners of the scheme they may write to:

The CCTV Manager
Stratford-on-Avon District Council
Elizabeth House
Church Street
Stratford-upon-Avon
CV37 6HX

The above contact point will be available to members of the public during office hours. Enquirers will be provided with the relevant documentation subject to it meeting the necessary legal requirements.

3.3 Policy Statement

To promote public confidence by developing a safe and secure environment for the benefit of those employed, visiting or using the area.

To inspire public confidence by ensuring that all public area Closed Circuit Television (CCTV) systems which are linked to the Stratford-on-Avon District Council CCTV control room are operated in a manner that will secure their consistent effectiveness and preserve the civil liberty of law-abiding citizens at all times.

Stratford-on-Avon CCTV Evaluation Report
1st April 2025 to 31st March 2026
British Standard 7958

4.0 THE PURPOSE AND SCOPE OF THE SCHEME

4.1 Purposes of the Scheme

The following are the objectives for which the Stratford-on-Avon District Council CCTV system was established:

The following objectives have been established for the Stratford-on-Avon District Council CCTV and associated systems:

- a) reducing the fear of crime
- b) deterring and preventing crime
- c) assisting in the maintenance of public order and reducing offences involving vandalism and nuisance
- d) providing high quality evidence which may assist in the detection of crime and the apprehension and prosecution of offenders
- e) protecting property
- f) providing assistance with civil claims
- g) providing assistance with issues relating to public safety and health
- h) providing assistance and reassurance to the public in emergency situations

4.2 Scope of the Scheme

The cameras have been situated in public spaces to achieve best quality images relevant to the objectives of the CCTV scheme.

The scheme will be operated fairly, within the applicable law and only for the purposes for which it is established or which are subsequently agreed in accordance with the Code of Practice.

Operators are aware of the purpose for which the scheme has been established and that the CCTV equipment is only used to achieve the identified purposes.

The scheme will be operated with due regard for the privacy of the individual and in accordance with the Privacy Policy.

Stratford-on-Avon CCTV Evaluation Report
1st April 2025 to 31st March 2026
British Standard 7958

Before cameras are placed in residential areas the residents in that area will be consulted concerning the proposed system. The results of the consultation will be considered.

Public interest in the operation of the scheme will be recognised by ensuring the security and integrity of operational procedures.

The system will only be operated by trained and authorised personnel.

An evaluation of the scheme will be made annually and will be available to the public online via the Stratford-on-Avon District Council website and printed copies on request.

Stratford-on-Avon District Council and partners support the individual's right to privacy and will insist that all agencies involved in the provision and use of Public CCTV systems connected to the Council's CCTV Control Room accept this fundamental principle as being paramount.

The scheme aims to provide surveillance of the public areas in order to fulfill the purposes of the scheme. The area where CCTV is deployed is indicated by the presence of signs. The signs are placed so that the public are aware that they are entering a zone which is covered by surveillance equipment. CCTV signs clearly state the scheme is led by Stratford-on-Avon District Council, provide information on the purposes of the CCTV and state contact information including telephone number and website. Data will not be held for longer than necessary and disposal of information will be regulated.

The scheme is registered with the Information Commissioner. The registration number is Z6970487. The scheme will be managed in accordance with the principles of the Data Protection Act 2018, Human Rights Act 1998 and all other relevant legislation including the Surveillance Camera Code of Practice.

Reviews of Data Protection and Legal requirements are taken annually.

4.3 Personnel

All personnel involved with the monitoring of CCTV have or are in the process of being security screened in accordance with British Standard 7858 and from September 2025 personnel are also screened and vetted by the Police to NPPV Level 2 Full.

4.4 Training

All employees engaged in the monitoring and operation of CCTV have received training to the standards required by the Private Security Industry Act 2001. As a further requirement of the above Act all operators will be licensed by the Security Industry Authority.

Stratford-on-Avon CCTV Evaluation Report

1st April 2025 to 31st March 2026

British Standard 7958

4.5 Operation of the Scheme

The system is operated in accordance with a recognised Code of Practice and Procedural manual. The scheme is registered with the Information Commissioner, details of which can be obtained from the Information Commissioners web site. The scheme operates within the requirements of the Data Protection Act 2018, Human Rights Act 1998 and relevant legislation.

4.6 Audit

As mentioned in the introduction, the scheme is required to be independently monitored this includes a review of the scheme's operation and working practices.

An audit has been undertaken on 17th April 2026, prior to this evaluation report which considered the following.

- a) the level of attainment of objectives and procedures.

The level of attainment of objectives is covered in the main evaluation. The statistics relate to the 2025/2026 period. Procedures are governed by the Code of Practice and Procedural Manual. These were reviewed and comply with relevant processes and legislation in particular the Data Protection Act 2018 and Human Rights Act 1998.

- b) random audits of the data log and the release of information

All administrative documentation, which incorporate the release of information and incident reports in connection with this scheme, were examined and all appear to be completed in accordance with the Procedural Manual.

- c) the review policy

The review policy is outlined within the Code of Practice. Procedures are reviewed on an ongoing basis to comply with procedures and legislation.

- d) standard of costs for the release or viewing of material

The Information Commissioner states that requests are free of charge to the Data Subject. However, Stratford-on-Avon District Council may charge reasonable fees when responding to manifestly unfounded or excessive requests. There have been two Subject Access Requests during 2025/2026, no evidence released.

- e) legislation

At the time of the above audit all legislative requirements appear compliant.

Stratford-on-Avon CCTV Evaluation Report

1st April 2025 to 31st March 2026

British Standard 7958

5.0 CHANGES IN OPERATION, MANAGEMENT OR POLICY

As reflected in the Code of Practice, any major changes to the Code of Practice take place only after consultation with the relevant management group and on agreement of the organisations with a participatory role in the operation of the system.

5.1 Major changes to the code are defined as changes which affect its fundamental principles and shall be deemed to include:

- additions and omissions of cameras to the matters which have privacy
- implications
- additions to permitted uses criteria e.g. purposes of the scheme
- changes in the right of access to personal data, except statutory requirements
- significant legal implications.

5.2 Minor changes to this Code of Practice are defined as operational and procedural matters which do not affect the fundamental principles and purposes; these include:

- additions and omissions of contractors
- additional clarifications, explanations and corrections to the existing code
- additions to the code of practice in order to conform to the requirements of
- any statutory Acts and changes in criminal legislation

A minor change may be agreed between the manager and the owner of the system.

The Code of Practice is subject to annual review. A copy of the Code of Practice can be obtained by writing to:

The CCTV Manager
Stratford-on-Avon District Council
Elizabeth House
Church Street
Stratford-upon-Avon
CV37 6HX

Stratford-on-Avon CCTV Evaluation Report
1st April 2025 to 31st March 2026
British Standard 7958

6.0 PROPOSALS FOR THE SCHEMES INCLUDING AIMS AND OBJECTIVES

The Stratford-on-Avon District Council CCTV control room utilises the latest technology in Closed Circuit Television. This is seen as being beneficial to all those who visit, reside and work in the area.

The aims and objectives remain the same and these are the prevention and detection of crime, to reduce the fear of crime and make the area safe environment.

Stratford-on-Avon CCTV Evaluation Report

1st April 2025 to 31st March 2026

British Standard 7958

7.0 STATISTICAL ANALYSIS AND EVALUATION

In order to achieve meaningful evaluation, the CCTV scheme must be assessed against specific performance indicators which are relevant to the objectives of the scheme. This can be achieved by utilising a range of indicators which are divided into the categories of Contextual, Key and Support Indicators.

7.1 Contextual Indicators

Contextual Indicators relate to the circumstances or background surrounding the particular initiative. In this case the purposes of the CCTV are mainly to prevent and detect crime. Indicators will include both British Crime Statistics and Police Recorded statistics for this type of crime.

7.2 Key Indicators

Key Indicators are closely related to the actual objectives of the particular initiative and attempt to measure its effect. This will include the total crime for the police area. Also included in this category will be the number of incidents reported by the Stratford-on-Avon District Council CCTV Control Room to police and other agencies.

7.3 Support Indicators

Support Indicators are used to refute or verify the key indicators. The measurements will include the number of media seized by police which contain evidential value.

7.4 EVALUATION

7.4.1 Contextual Indicators

The responsibility for the publication of crime statistics transferred from the Home Office to Office of National Statistics (ONS) in April 2012, with the year starting on 1st July and finishing on 30th June. The following information has been taken from the ONS website.

Crime against individuals and households has generally decreased over the last 10 years with some notable exceptions, such as fraud. Estimates from the Crime Survey for England and Wales (CSEW) year ending (YE) September 2025 showed that:

- There were around 9.3 million incidents of CSEW headline crime, which means there was no statistically significant change compared with the YE September 2024 survey (9.5 million incidents); CSEW headline crime includes theft, robbery, criminal damage, fraud, computer misuse, and violence with or without injury.

Stratford-on-Avon CCTV Evaluation Report
1st April 2025 to 31st March 2026
British Standard 7958

- Computer misuse decreased by 21% (to around 686,000 incidents) compared with last year's survey.
- There was no statistically significant change in overall theft offences; however, there was a 20% fall in domestic burglary (to 342,000 incidents) and a 16% fall in vehicle-related theft (to around 617,000 incidents).
- There was no statistically significant change in overall fraud; however, there was a 19% rise in bank and credit account fraud (to around 2.6 million incidents) and a 40% decrease in "other fraud" (to 137,000 incidents).

Experiences of domestic abuse, sexual assault, stalking and harassment from the CSEW are presented separately as prevalence estimates (the proportion of all people who were victims in the previous 12 months) in our statistics. Latest data from the YE March 2025 CSEW showed no statistically significant change in these estimates compared with the YE March 2024 survey.

Police recorded crime does not tend to be a good indicator of general trends in crime, because of changes in how crimes are recorded over time. However, it can give more insight into lower-volume, higher-harm offences that are reported to the police, including those that the survey does not cover or capture well. Data for YE September 2025 showed that:

- The number of homicides decreased by 7% (to 499 offences) compared with YE September 2024 (539 offences); this was the lowest figure since current police recording practices began in YE March 2003.
- Offences involving knives or sharp instruments decreased by 9% (to 50,430 offences) compared with YE September 2024 (55,149 offences); decreases were seen across most regions in England and Wales.
- Offences involving firearms decreased by 9% (to 4,851 offences) compared with YE September 2024 (5,356 offences); this was the lowest figure since current police recording practices began in YE March 2003.
- The number of robbery offences (82,678 offences) remained similar to YE September 2024 (82,354 offences).
- Shoplifting offences increased by 5% (to 519,381 offences) compared with the previous year (492,660 offences).

Stratford-on-Avon CCTV Evaluation Report
1st April 2025 to 31st March 2026
British Standard 7958

Since the mid-1990s, the CSEW has shown long-term decreases in the number of incidents of theft, criminal damage and violence with or without injury. Fraud and computer misuse estimates are only available from year ending (YE) March 2017 onwards. While the number of fraud incidents has increased with some fluctuations over this time period, there has been a general decline in computer misuse incidents.

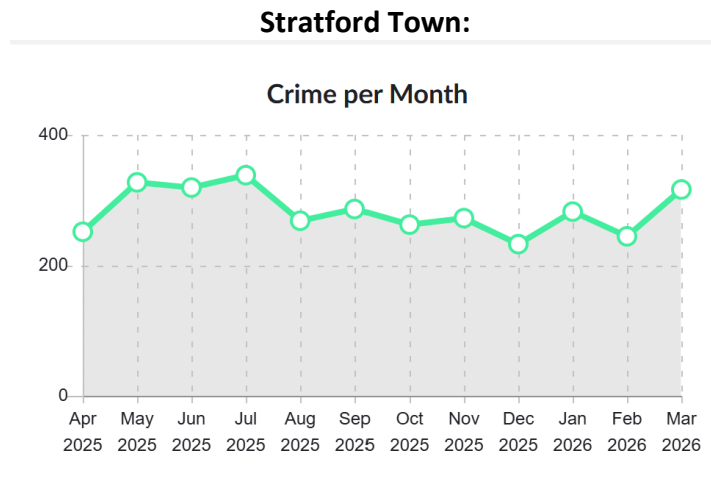
The headline CSEW crime measure captures incidents of theft, robbery, criminal damage, fraud, computer misuse, and violence with or without injury. There were an estimated 9.3 million incidents of CSEW headline crime in the YE September 2025 survey, showing no statistically significant change, compared with the YE September 2024 survey (9.5 million incidents). Providing context from a longer time period, CSEW headline crime remains 17% lower than in the YE March 2017 survey (11.2 million incidents), when fraud and computer misuse were first included.

In YE September 2025, the police recorded 6.7 million crimes, similar to the previous year (6.7 million crimes) and up from 4.2 million in YE March 2015. Increases since YE March 2015 are largely because of changes in police activity and recording practices. While some of the rise may reflect genuine changes in trends in crimes reported to and recorded by police, these figures are largely influenced by improvements in recording standards. As a result, police recorded crime is not generally considered a reliable indicator of overall crime trends.

Further information on crime in England and Wales can be found on <https://www.ons.gov.uk/peoplepopulationandcommunity/crimeandjustice/bulletins/crimeinenglandandwales/yearendingseptember2025>

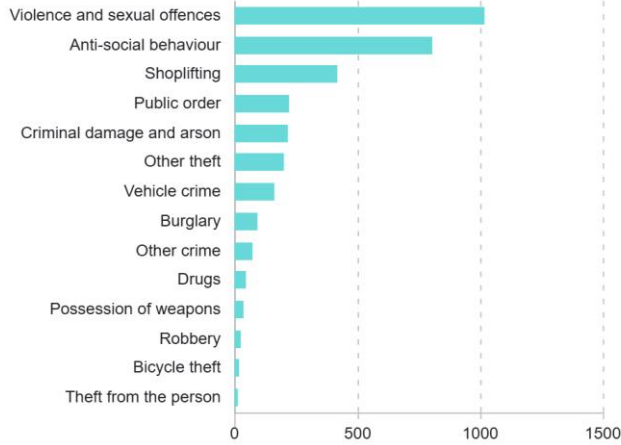
7.4.2 Key Indicators

During 2025/26 the recorded crime in Warwickshire was:



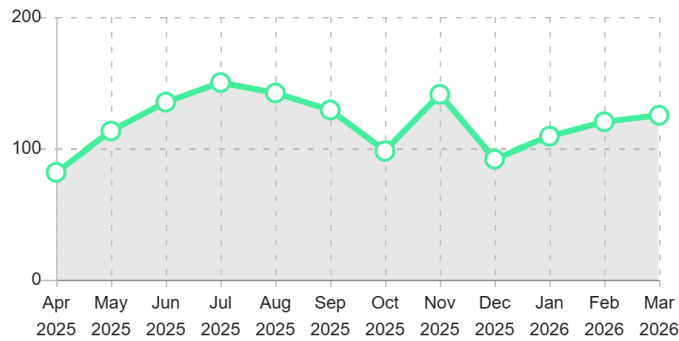
Stratford-on-Avon CCTV Evaluation Report
1st April 2025 to 31st March 2026
British Standard 7958

Crime types description for the last 12 months (from Apr 2025 to Mar 2026):

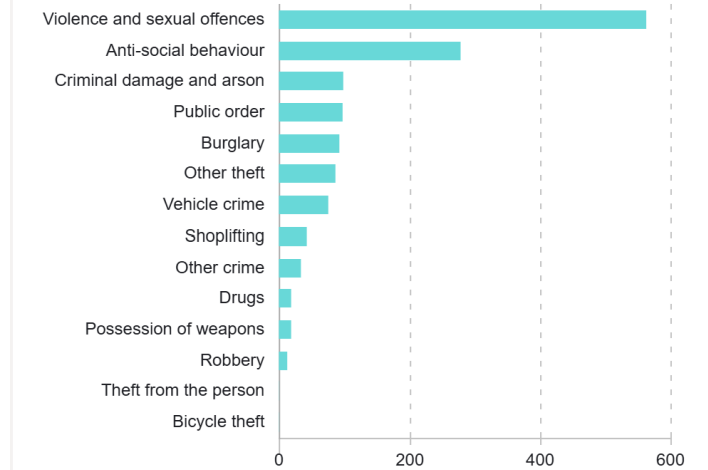


Alcester South:

Crime per Month

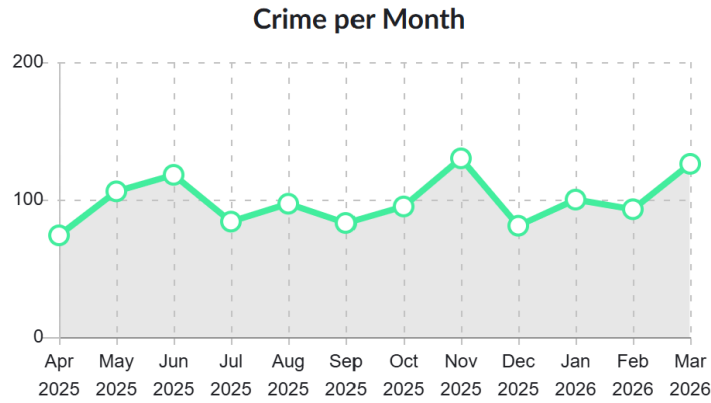


Crime types description for the last 12 months (from Apr 2025 to Mar 2026):

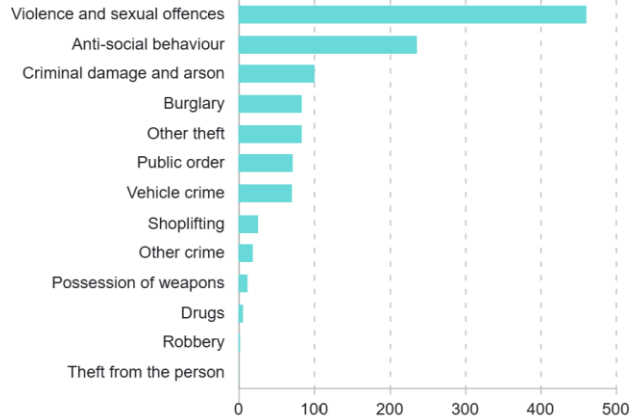


Stratford-on-Avon CCTV Evaluation Report
1st April 2025 to 31st March 2026
British Standard 7958

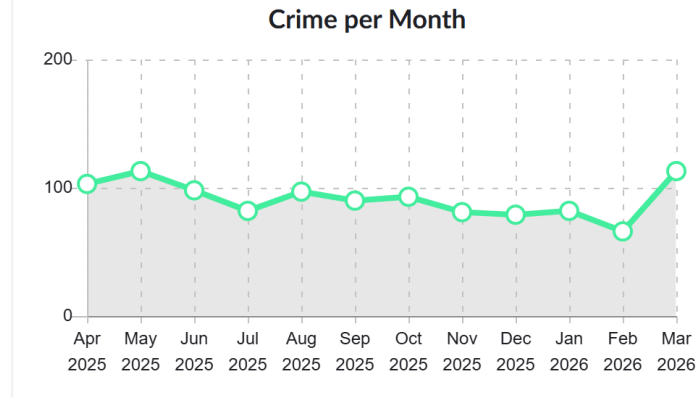
Shipston:



Crime types description for the last 12 months (from Apr 2025 to Mar 2026):

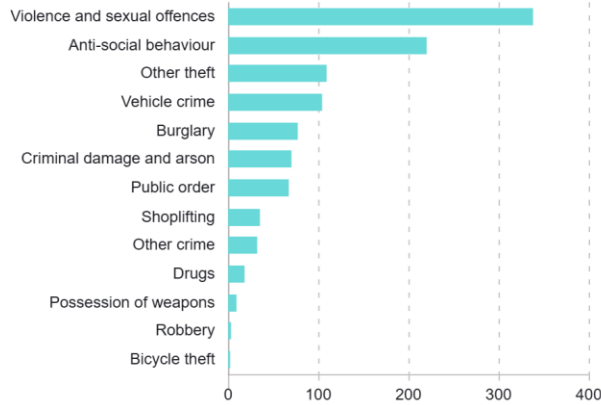


Alcester North:

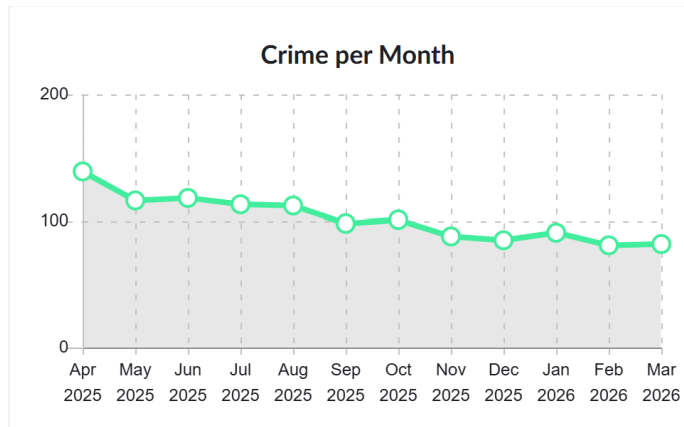


Stratford-on-Avon CCTV Evaluation Report
1st April 2025 to 31st March 2026
British Standard 7958

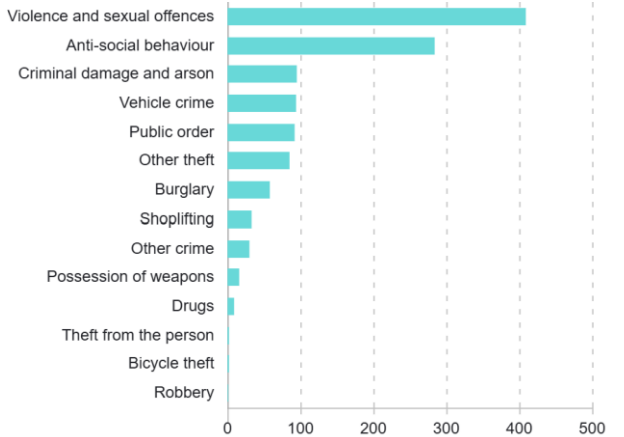
Crime types description for the last 12 months (from Apr 2025 to Mar 2026):



Southam:

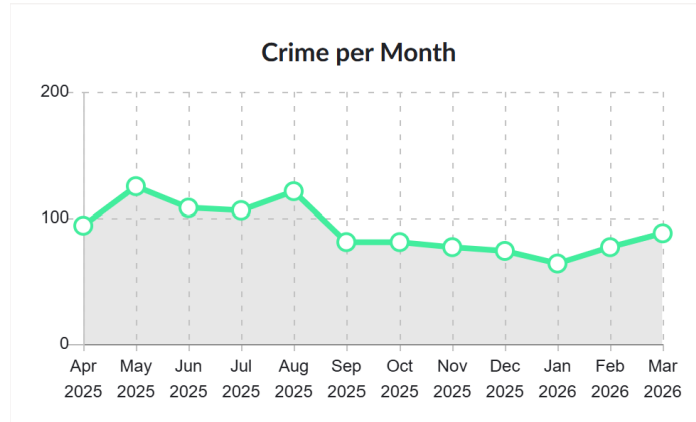


Crime types description for the last 12 months (from Apr 2025 to Mar 2026):

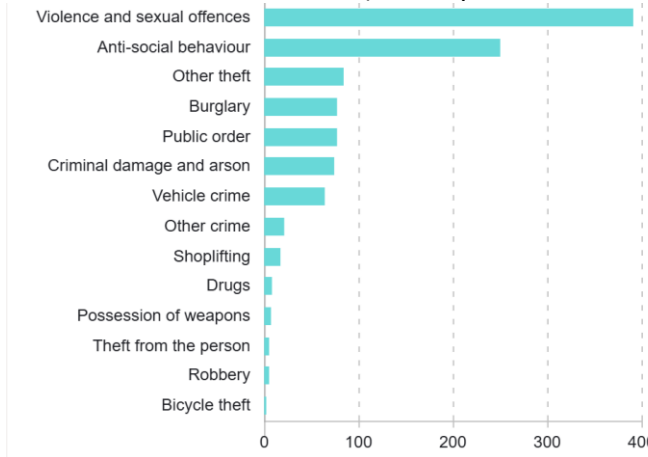


Stratford-on-Avon CCTV Evaluation Report
1st April 2025 to 31st March 2026
British Standard 7958

Wellesbourne:



Crime types description for the last 12 months (from Apr 2025 to Mar 2026):



7.4.3 Stratford-on-Avon District Crime Statistics

The following tables depict the number of offences for 2022/2023 to 2025/2026. The availability of crime statistics covering Stratford-on-Avon is through the Police website, and the figures below are a cluster of the area.

Stratford-upon-Avon

Month	No: of Offences 2022/2023	No: of Offences 2023/2024	No: of Offences 2024/2025	No: of Offences 2025/2026
April	70	77	112	107
May	93	60	109	122
June	100	86	92	99
July	76	76	117	117
August	88	92	93	100
September	65	79	83	113
October	71	83	100	107

Stratford-on-Avon CCTV Evaluation Report
1st April 2025 to 31st March 2026
British Standard 7958

November	110	87	77	104
December	127	110	71	95
January	88	85	85	117
February	121	94	78	96
March	96	96	81	122
Total	1105	1025	1098	1299

Bidford-upon-Avon

Month	No: of Offences 2022/2023	No: of Offences 2023/2024	No: of Offences 2024/2025	No: of Offences 2025/2026
April	14	6	4	1
May	3	5	8	2
June	5	6	3	4
July	7	8	6	6
August	8	7	10	3
September	6	10	5	5
October	11	3	8	1
November	10	8	5	2
December	8	5	4	2
January	10	9	2	4
February	10	2	8	2
March	10	9	5	4
Total	102	78	68	36

Shipston-on-Stour

Month	No: of Offences 2022/2023	No: of Offences 2023/2024	No: of Offences 2024/2025	No: of Offences 2025/2026
April	5	4	9	4
May	11	6	4	8
June	8	8	11	6
July	14	17	6	3
August	8	3	6	4
September	11	11	4	2
October	13	9	5	6
November	17	13	8	5
December	11	6	3	6
January	13	9	7	19
February	6	9	10	7
March	6	14	3	12
Total	123	109	76	82

Stratford-on-Avon CCTV Evaluation Report
1st April 2025 to 31st March 2026
British Standard 7958

Studley

Month	No: of Offences 2022/2023	No: of Offences 2023/2024	No: of Offences 2024/2025	No: of Offences 2025/2026
April	22	20	11	15
May	15	30	25	10
June	14	15	19	11
July	21	11	13	8
August	27	14	15	17
September	18	11	6	7
October	12	21	13	11
November	8	10	10	6
December	16	18	15	7
January	13	16	13	14
February	14	24	11	8
March	14	18	17	20
Total	194	208	168	134

Alcester

Month	No: of Offences 2022/2023	No: of Offences 2023/2024	No: of Offences 2024/2025	No: of Offences 2025/2026
April	6	5	6	7
May	4	16	11	7
June	4	6	7	6
July	0	11	10	11
August	2	9	3	4
September	5	7	7	6
October	5	11	3	12
November	6	14	6	18
December	3	22	10	11
January	6	3	8	9
February	1	8	6	2
March	1	11	12	6
Total	43	123	89	99

Southam

Month	No: of Offences 2022/2023	No: of Offences 2023/2024	No: of Offences 2024/2025	No: of Offences 2025/2026
April	5	8	3	3
May	2	6	5	2
June	3	5	3	7
July	4	9	4	6
August	6	6	5	6
September	10	8	3	7

Stratford-on-Avon CCTV Evaluation Report
1st April 2025 to 31st March 2026
British Standard 7958

October	3	10	10	7
November	3	4	12	3
December	3	6	10	2
January	1	4	3	4
February	2	4	6	1
March	6	3	6	3
Total	48	73	70	51

Wellesbourne

Month	No: of Offences 2022/2023	No: of Offences 2023/2024	No: of Offences 2024/2025	No: of Offences 2025/2026
April	6	3	8	5
May	5	3	6	5
June	7	5	2	4
July	1	5	5	6
August	4	6	2	8
September	0	6	4	3
October	1	4	2	4
November	5	4	4	1
December	5	6	4	4
January	1	3	1	5
February	3	9	3	4
March	6	5	3	9
Total	44	59	44	58

Henley-in-Arden

Month	No: of Offences 2022/2023	No: of Offences 2023/2024	No: of Offences 2024/2025	No: of Offences 2025/2026
April	4	6	2	1
May	3	7	3	1
June	4	3	2	0
July	4	2	1	0
August	3	2	2	2
September	4	3	4	4
October	3	6	4	17
November	3	3	0	0
December	2	4	4	0
January	3	4	3	1
February	2	1	3	0
March	3	1	2	3
Total	38	42	30	29

Stratford-on-Avon CCTV Evaluation Report
1st April 2025 to 31st March 2026
British Standard 7958

Earlswood

Month	No: of Offences 2024/2025	No: of Offences 2025/2026
April	6	8
May	5	9
June	5	10
July	7	6
August	3	6
September	3	2
October	4	3
November	2	2
December	0	9
January	4	6
February	2	3
March	4	3
Total	45	67

Meon Vale

Month	No: of Offences 2024/2025	No: of Offences 2025/2026
April	2	1
May	6	0
June	1	2
July	2	1
August	2	0
September	4	7
October	3	5
November	0	21
December	1	4
January	0	6
February	2	3
March	3	4
Total	26	54

During 2022/2023, there was an increase in crimes and offences to 1697. The most prominent category of offence was for anti-social behaviour.

During 2023/2024, there was a decrease in crimes and offences to 1530. The most prominent category of offence was for Violence and Sexual Offences.

During 2024/2025, there was an increase in crimes and offences to 1714. The most prominent category of offence was for ASB.

Stratford-on-Avon CCTV Evaluation Report
1st April 2025 to 31st March 2026
British Standard 7958

In 2025/2026, there was an increase in crimes and offences to 1906. The most prominent category of offence was for Violence and Sexual Offences.

7.4.4 Incident Reports by CCTV Operators

During 2022/2023, there were 3,931 incidents recorded by the CCTV operators. During 2023/2024, there were 7,088 incidents recorded by the CCTV operators, this equated to an increase of 80.3% on the previous year. During 2024/2025, there were 6,512 incidents recorded by the CCTV operators, this equated to a decrease of 8.1% on the previous year. In 2025/2026, there were 5,322 incidents recorded by the CCTV operators, this equates to a decrease of 18.3% on the previous year. A table showing the categories of incidents can be found in Appendix 'A' of this report.

The operators also carry out area patrols and proactive inquisitive patrols. The following table records the patrols completed in 2025/2026:

Stratford-upon-Avon	1158
Henley-in-Arden	795
Shipston-on-Stour	709
Bidford-on-Avon	864
Earlswood	817
Southam	690
Studley	670
Bell Court	467
Wellesbourne	769
Alcester	690
Meon Vale (went live in June 2025)	186
TOTAL	7,815

7.4.5 Viewing and Seizure of evidence

The viewing and subsequent copying/seizure of recorded images can act as an indicator to support or refute the effectiveness of the scheme in obtaining meaningful evidence. However, it is difficult, if not impossible to ascertain from police records whether the images viewed have been used as evidence to obtain a conviction at court, assisted in any other clearance process or been used for intelligence purposes. Whilst officers complete a log when they receive copy DVDs/USBs, the audit trail is difficult to trace from this point and this is the case with most CCTV schemes.

The following table records how many DVDs or portable storage device (USB) have been reviewed by the Police and seized as evidence:

Stratford-on-Avon CCTV Evaluation Report
1st April 2025 to 31st March 2026
British Standard 7958

Year	Requested Viewings	DVDs/USBs
2022/2023	184	170
2023/2024	288	210
2024/2025	195	218
2025/2026	215	141

The following table records the number of arrests made by the Police following CCTV intervention:

Location	Number of Arrests
Stratford-upon-Avon	113
Henley-In-Arden	4
Shipston-on-Stour	5
Bidford-on-Avon	3
Earlswood	0
Southam	2
Studley	2
Bell Court	0
Wellesbourne	0
Alcester	1
Meon Vale	0

Not all arrests occur on camera or can be confirmed by operators following an incident. This figure does not include arrests following police viewing of footage or evidence collection.

There have been no RIPA requests in the period of April 2025 to March 2026.

The following table records how many DVDs/portable storage devices (USB) or still images have been issued as evidence to third parties:

Year	Insurance Requests	DVDs issued	Other (inc Council) Requests and Public via website CRM forms)	DVDs issued
2022/2023	74*	3	6	4
2023/2024	21	4	27	20
2024/2025	51	4	115**	6
2025/2026	47	2	49	6

Stratford-on-Avon CCTV Evaluation Report
1st April 2025 to 31st March 2026
British Standard 7958

Note *: Stratford-on-Avon District Council has received 74 requests from insurance companies, however 55 of these relate to Stratford in London; these have therefore been passed to Lewisham Council to process.

Note **: Breakdown of requests include:

- Environmental = 63
- Licensing SDC = 21
- NHS Mental Health = 19
- Parish Clerks = 12

7.4.6 Camera Usage

All systems must comply with the Information Commissioners CCTV Code of Practice, which are based on the requirements of the Data Protection Act 2018 and Human Rights Act 1998. The following extracts are amongst the requirements:

“You should review regularly whether the use of CCTV continues to be justified. You will have to renew your notification yearly, so this would be an appropriate time to consider the ongoing use of CCTV”.

The document further asserts:

“...there should be a periodic review (at least annually) of the system’s effectiveness to ensure that it is still doing what it was intended to do. If it does not achieve its purpose, it should be stopped or modified.”

In order to comply with the last requirement, it is necessary to focus on individual camera usage and the following section provides some information which may assist.

During the monitoring of an incident, it is normal practice to use a number of cameras and therefore the following analysis will have no resemblance to the actual number of incidents, shown in the previous table. However, it will provide an indication of the usefulness of each camera to the overall system when dealing with incidents. It may reflect, for instance, that the camera forms part of a group of cameras used for tracking purposes.

There is a total of 143 cameras installed in the Stratford-on-Avon District Council CCTV Control Room. All cameras are monitored by the CCTV Control Room.

Stratford-on-Avon CCTV Evaluation Report
1st April 2025 to 31st March 2026
British Standard 7958

The 143 cameras have been used 76,685 times during the period under review, this equates to an average of 536 uses for each camera. Taking the above averages for each camera system and using a similar principle to that previously adopted with other Local Authorities, all cameras registering lower than 268 uses, this being half the average for each location, will fall into the category of being 'at risk'. During 2025/2026 there are 29 cameras which fell below the above criteria.

It should also be noted that the Synectics system cannot detect the cameras at Bell Court, therefore the usage of cameras for this location cannot be verified. Further investigations into the performance of cameras and continued availability will need to be assessed especially if those cameras have been faulty for extended periods.

This analysis does not mean that the 'at risk cameras' should automatically be de-commissioned, as further investigation should be made. A formal process is required in order to ensure that all avenues, such as consultation, cost implications etcetera, are undertaken prior to any decisions, as this will avoid problems that have previously been experienced by other Local Authorities. A list of all cameras and usages can be found in Appendix 'B' of this report.

7.4.7 Complaints

A member of the public wishing to make a complaint about the system may do so through Stratford-on-Avon Council's complaint procedure. A copy of the complaint procedure is available by writing to:

The CCTV Manager
Stratford-on-Avon District Council
Elizabeth House
Church Street
Stratford-upon-Avon
CV37 6HX

A complaints procedure has been documented. A record of the number of complaints or enquiries received will be maintained together with an outline of the action taken.

During the period of evaluation there have been no complaints received.

7.4.8 Compliments

A member of the public or organisation wishing to make a compliment about the system may do so by writing to:

Stratford-on-Avon CCTV Evaluation Report
1st April 2025 to 31st March 2026
British Standard 7958

The CCTV Manager
Stratford-on-Avon District Council
Elizabeth House
Church Street
Stratford-upon-Avon
CV37 6HX

A record of the number of compliments received is maintained. During the period of evaluation there have been 6 compliments received from Council representatives. This shows support and help provided by the CCTV Team.

7.4.9 Subject Access requests

During 2025/2026 there have been two Subject Access Requests received. None were released due to lack of information.

Stratford-on-Avon CCTV Evaluation Report

1st April 2025 to 31st March 2026

British Standard 7958

8.0 CONCLUSION AND RECOMMENDATIONS

8.1 Retrieval of Statistics

The retrieval of crime and offence statistics has proved difficult as access to data resources have been reduced. The statistics have therefore been obtained from the Home Office and Police websites. The analytical process on the Home Office crime mapping website has altered and therefore comparisons of crime statistics have not been possible. Similarly, the Police changed the way crime data can be extracted from its website due to the pandemic.

8.2 The CCTV Scheme

Whilst it is inadvisable to rely solely on Police statistics to evaluate the effectiveness of CCTV as they are notoriously unreliable due to the complexity of the reporting procedures, it is all that is required to comply with accreditation with the British Standard. More in-depth research would need to be undertaken for a reliable conclusion to be made.

The availability of crime statistics for the policing area covering Stratford-on-Avon District is available through the online website for the Police mapping facility. During 2022/2023, there was an increase in crimes and offences to 1,697. The most prominent category of offence was anti-social behaviour. During 2023/2024, there was a decrease in crimes and offences to 1,530. The most prominent category of offence was for Violence and Sexual Offences. During 2024/2025, there was an increase in crimes and offences to 1,714. The most prominent category of offence was for ASB. In 2025/2026, there was an increase in crimes and offences to 1,906. The most prominent category of offence was for Violence and Sexual Offences.

However, as mentioned previously, the data collected from the Police website covers incidents in the general area of the cameras rather than the specific location. Without a more detailed analysis it is difficult to establish if the CCTV has had positive effect; however evidential footage that has being released to the Police have resulted in arrests, which should be seen positively.

During 2022/2023, there were 3,931 incidents recorded by the CCTV operators, this equated to an increase of 22.8%. During 2023/2024, there were 7,088 incidents recorded by the CCTV operators, this equated to an increase of 80.3%. During 2024/2025, there were 6,829 incidents recorded by the CCTV operators, this equated to a decrease of 3.7%. In 2025/2026, there were 5,322 incidents recorded by the CCTV operators, this equates to a decrease of 18.3%. A table showing the categories of incidents can be found in Appendix 'A' of this report.

Stratford-on-Avon CCTV Evaluation Report
1st April 2025 to 31st March 2026
British Standard 7958

In 2025/2026 there have been 215 viewings by the Police with 141 evidence packs issued to the Police. In addition, there were 96 viewings requested by third parties, resulting in 8 evidential data packages being released.

Included in this report are the following locations which benefit from CCTV systems:

- Alcester
- Bidford-on-Avon
- Earlswood
- Henley-in-Arden
- Shipston-on-Stour
- Southam
- Stratford-upon-Avon
- Studley
- Wellesbourne
- Meon Vale
- Bell Court

The analysis for these locations can be found in the body of the report.

8.3 Assessment

The purposes and scope of the scheme are detailed in Section four of this report and these include the prevention and detection of offences. Whilst it is not possible to make an assumption that the CCTV system is actually preventing offences it is a component part of the preventative package.

To remove or modify the use of the CCTV system may also detract from a further identified purpose, this being to reduce the fear of crime. It is therefore recommended that at present the system is effective in achieving its purpose.

It is recommended that future evaluations should include a more in-depth analysis of each camera location with a view to justifying their existence and ascertaining if each camera remains appropriate.

8.4 Future Evaluations

It is recommended that the Stratford-on-Avon District Council CCTV scheme be evaluated on an annual basis. This will ensure continued compliance with the British Standard, which is assessed each year, it will also provide compliance with legislation and the Surveillance Camera Codes.

Stratford-on-Avon CCTV Evaluation Report
1st April 2025 to 31st March 2026
British Standard 7958

Incidents 2022/2023								APPENDIX A		
	Stratford	Alcester	Bidford	Henley	Earlswood	Shipston	Studley	Southam	Wellesbourne	Total
Alarm Activation	15	1	1	1	2	1	0	4	3	28
ASB	103	4	10	0	0	3	1	1	0	122
Burglary	14	5	1	5	2	3	2	5	1	38
Concern for Welfare	260	11	6	2	8	19	14	24	8	352
Criminal Damage	24	9	1	0	2	2	0	0	0	38
Drugs	79	1	0	0	4	1	1	2	1	89
Theft	199	1	2	0	2	4	4	1	1	214
Bike Theft	11	1	0	0	2	0	0	0	1	15
Possession of Weapons	4	0	1	0	0	0	1	1	0	7
Public Disorder	363	12	10	8	2	12	17	24	13	461
Road Traffic Collision	25	1	3	1	0	1	3	3	1	38
Motoring Incidents	32	3	3	1	2	5	2	2	1	51
Robbery	14	0	3	0	0	1	1	1	1	21
Vehicle Crime	43	4	5	11	0	2	2	7	2	76
Assault	64	4	1	1	0	2	6	4	1	83
Affray	32	0	1	0	0	0	0	2	0	35
Sexual offences	10	0	0	0	0	0	0	0	0	10
Other Crime	31	2	1	1	1	8	5	5	5	59
Missing/Wanted Persons	80	11	5	2	0	35	5	9	2	149
Begging	689	0	0	0	0	0	0	0	0	689
Intelligence	65	4	1	0	0	2	1	0	1	74
Ops by Prosecuting Auth.	4	0	0	1	0	0	0	0	1	6
Major Incident	11	0	0	0	0	0	0	0	0	11
Fraud	2	0	0	0	0	2	0	0	1	5
ANPR	28	0	1	2	0	2	3	2	0	38
Driving Impaired	57	2	1	0	2	1	1	2	1	67
Bollards	3	0	0	0	0	0	0	0	0	3
Nuisance	112	0	2	0	2	5	1	3	0	125
Suspicion	697	38	47	20	6	38	20	27	24	917
Medical Emergency	11	0	0	1	0	0	1	1	0	14
Breach of Condition	30	0	0	0	0	1	0	0	0	31
TOTAL	3177	114	106	57	37	150	91	130	69	3931

Stratford-on-Avon CCTV Evaluation Report
1st April 2025 to 31st March 2026
British Standard 7958

Incidents 2023/2024									APPENDIX A		
	Stratford	Bell Court	Alcester	Bidford	Henley	Earlwood	Shipston	Studley	Southam	Wellesbourne	Total
Alarm Activation	26	2	0	2	3	0	3	1	1	1	39
ASB	768	23	6	9	3	5	6	10	13	3	846
Burglary	49	2	6	5	9	3	8	17	10	5	114
Concern for Welfare	583	25	25	12	19	9	23	25	30	15	766
Criminal Damage	35	5	3	0	0	0	0	3	1	0	47
Flooding	3	0	0	2	0	0	1	0	4	2	12
Street Drinking	180	0	0	0	0	0	0	0	0	0	180
Drugs	70	9	4	9	2	1	5	10	16	5	131
Theft	313	13	2	3	3	1	2	2	6	3	348
Bike Theft	32	6	0	0	0	0	0	0	0	0	38
Possession Weapons	29	0	1	0	0	0	1	0	1	0	32
Public Disorder	387	27	9	11	6	5	19	18	18	4	504
Road Traffic Collision	57	1	1	1	0	0	8	9	6	9	92
Motoring Incidents	84	2	5	4	2	0	5	10	4	1	117
Robbery	15	0	2	2	0	0	0	1	0	1	21
Vehicle Crime	25	1	10	9	10	3	3	11	3	7	82
Assault	84	6	3	1	1	2	2	6	5	1	111
Affray	19	0	0	0	1	0	0	0	0	0	20
Sexual offences	23	2	0	1	0	0	1	0	1	0	28
Other Crime	63	0	1	3	2	1	0	1	2	0	73
Wanted Persons	32	1	1	1	0	0	3	1	9	1	49
Missing Persons	126	1	10	9	2	1	4	10	16	6	185
Begging	217	1	0	0	0	0	0	0	0	0	218
Intelligence	93	0	1	8	2	1	1	1	1	0	108
Ops by Prosecution	6	0	0	0	0	0	0	0	0	0	6
Major Incident	5	0	1	0	0	0	0	0	0	0	6
Fraud	3	0	0	0	0	0	0	0	0	0	3
ANPR	99	0	4	2	9	0	0	1	1	2	118
Driving Impaired	67	0	4	0	3	0	2	9	10	3	98
Bollards	27	0	0	0	0	0	0	0	0	0	27
Nuisance	123	17	0	7	2	1	0	4	5	2	161
Suspicion	1801	85	69	81	27	30	73	83	90	36	2375
Medical Emergency	16	1	0	1	0	0	1	1	1	0	21
Breach of Condition	109	3	0	0	0	0	0	0	0	0	112

Stratford-on-Avon CCTV Evaluation Report
1st April 2025 to 31st March 2026
British Standard 7958

TOTAL	5569	233	168	183	106	63	171	234	254	107	7088
-------	------	-----	-----	-----	-----	----	-----	-----	-----	-----	------

Stratford-on-Avon CCTV Evaluation Report
1st April 2025 to 31st March 2026
British Standard 7958

Incidents 2024/2025									APPENDIX A			
	Stratford	Bell Court	Alcester	Bidford	Henley	Earlswood	Shipston	Studley	Southam	Meon Vale	Wellesbourne	Total
Alarm Activation	28	1	0	0	0	0	2	2	0	0	0	33
ASB	303	18	13	14	1	2	4	8	2	0	0	365
Burglary	42	0	8	2	2	2	11	8	6	0	7	88
Concern for Welfare	579	20	22	11	12	2	28	15	20	0	6	715
Criminal Damage	32	2	3	2	0	1	3	7	1	0	0	51
Environmental	8	0	0	2	0	0	9	0	1	0	0	20
Street Drinking	143	0	1	1	1	0	0	0	0	0	1	147
Drugs	32	2	1	1	0	0	0	0	1	0	0	37
Attempted Theft	88	0	1	1	0	0	1	0	0	0	1	92
Theft	394	4	1	4	4	1	1	5	0	0	2	416
Bike Theft	8	2	0	0	0	0	1	1	0	0	0	12
Possession of Weapons	28	1	2	2	2	0	1	2	3	0	1	42
Public Order	338	15	7	8	8	0	10	26	3	0	1	416
Road Traffic Collision	48	0	8	2	3	0	3	3	4	0	2	73
Motoring Incidents	145	1	5	7	7	3	7	4	8	0	4	191
Robbery	10	0	0	1	1	0	0	1	1	0	0	14
Vehicle Crime	37	0	8	5	5	0	5	19	3	1	1	84
Assault	92	1	1	1	1	0	8	1	5	0	0	110
Affray	9	0	0	0	0	0	1	1	0	0	0	11
Sexual offences	9	0	0	1	1	1	0	0	1	0	0	13
Other crime	38	1	1	2	2	1	1	1	0	0	1	48
Wanted/ Missing Persons	118	2	17	12	12	1	67	12	14	0	4	259
Rough Sleepers	70	0	0	0	0	0	0	0	0	0	0	70
Begging	177	0	0	0	0	0	11	0	0	0	0	189
Intelligence	64	1	1	2	2	0	3	2	0	0	0	75
Ops by Prosecuting Auth	49	0	1	0	0	0	1	0	0	0	1	51
Major Incident	1	0	0	0	0	0	0	0	0	0	0	1
Fraud	7	0	0	0	0	0	2	0	2	0	0	11
ANPR	30	0	2	2	2	0	1	3	2	1	1	44
Driving Impaired	52	1	3	2	2	0	1	5	2	0	0	68
Bollards	33	0	0	0	0	0	0	0	0	0	0	33
Nuisance	118	15	2	6	6	0	3	0	3	0	0	153
Suspicion	1878	55	61	81	37	28	67	93	39	5	40	2382

Stratford-on-Avon CCTV Evaluation Report
1st April 2025 to 31st March 2026
British Standard 7958

Medical Emergency	11	0	1	1	0	0	0	1	1	0	0	15
Welfare Cash in Transit	72	0	1	0	0	0	1	0	36	0	0	109
Public Protest	5	0	0	0	0	0	1	0	0	0	0	6
Parking Issues SDC	3	0	0	0	0	0	0	0	1	0	0	4
Health & Safety	5	0	0	0	0	0	0	0	0	0	0	5
Parking Issues WDC	3	0	0	0	1	0	0	0	0	0	0	4
Breach of Condition	48	0	0	0	0	0	1	1	0	0	0	50
TOTAL	5155	142	181	173	111	42	251	219	159	7	72	6512

Stratford-on-Avon CCTV Evaluation Report
1st April 2025 to 31st March 2026
British Standard 7958

Incidents 2025/2026									APPENDIX A			
	Alcester	Bidford	Earlwood	Henley	Meon Vale	Southam	Studley	Shipston	Stratford	Bell Court	Wellesbourne	Total
Alarm Activations	1	0	0	2	0	7	4	6	30	5	0	55
ASB	9	7	8	0	5	7	7	8	331	24	4	410
Burglary	4	5	1	8	0	3	0	2	25	0	2	50
Concern for Welfare	19	16	3	9	0	19	12	21	440	13	2	554
Criminal Damage	0	1	1	0	0	1	1	1	37	7	1	50
Drugs	1	2	0	0	0	1	2	4	47	0	1	58
Theft	3	1	0	5	0	0	5	6	315	7	1	343
Pedal Cycle Theft	0	0	0	0	0	0	0	1	4	1	1	7
Possession of Weapon	1	0	0	0	0	0	0	0	12	0	1	14
Public Disorder	17	8	2	6	1	10	12	10	280	13	8	367
Road Traffic Collision	5	2	0	3	1	5	3	2	48	0	2	71
Motoring Incidents	12	7	3	2	1	4	8	2	118	0	2	159
Robbery	0	0	0	1	0	0	4	4	24	0	1	34
Vehicle Crime	1	1	2	10	1	1	6	1	18	0	1	42
Assault	0	0	0	2	0	5	8	11	119	4	0	149
Affray	0	0	0	0	0	1	0	1	3	0	0	5
Sexual Offence	2	0	0	0	0	0	0	0	41	1	0	44
Other Crime	0	1	1	3	2	0	19	1	25	0	1	53
Missing / Wanted Persons	20	15	0	14	2	11	3	12	278	3	12	370
Begging	2	0	0	0	0	0	0	0	425	0	0	427
Intelligence	1	0	0	0	0	0	0	1	27	0	0	29
Operation by Prosecuting Authorities	1	0	0	0	1	0	0	0	65	0	0	67
Major Incident	0	1	0	0	0	0	1	0	4	0	1	7
Fraud	1	0	0	0	0	0	0	0	9	1	0	11
ANPR	0	0	0	1	0	1	3	0	9	0	1	15
Driving Impaired	3	1	1	1	1	1	0	1	39	0	2	50
Bollards	0	0	0	0	0	0	0	0	30	0	0	30
Nuisance	4	1	2	0	2	1	3	1	107	10	0	131
Suspicion	35	42	12	11	6	28	30	33	840	35	10	1082
Medical Emergency	0	1	0	2	0	0	1	0	22	1	1	28
Breach of Condition	0	0	0	0	0	0	0	0	66	1	0	67
Street Drinking	0	0	0	0	0	0	0	1	162	1	0	164
Welfare Cash in Transit	0	0	0	1	0	22	0	0	54	0	0	77
Environmental Issues	0	1	0	0	0	3	0	6	9	0	1	20
Parking Issues (SDC)	0	0	0	0	0	0	0	0	2	0	0	2
Parking Issues	0	0	0	0	0	0	0	0	2	0	0	2

Stratford-on-Avon CCTV Evaluation Report
1st April 2025 to 31st March 2026
British Standard 7958

(WCC)												
Health & Safety Issues	0	0	0	0	0	0	0	0	14	0	0	14
Attempted Theft	1	0	1	0	0	2	0	1	84	2	0	91
Rough sleeper	0	0	0	2	0	0	0	0	163	4	0	169
Public Protest	0	0	0	0	0	0	0	0	4	0	0	4
Patrol	690	864	817	795	186	690	670	709	1158	467	769	7815
TOTAL	833	977	854	878	209	823	802	846	5490	600	825	13137

Stratford-on-Avon CCTV Evaluation Report
1st April 2025 to 31st March 2026
British Standard 7958

APPENDIX 'B'

Camera Uses 2025 – 2026

Camera	Count
Stratford-upon- Avon	
1 - Bridge Street	2134
2 - Waterside	737
3 - Sheep Street	1460
4 - Wood Street (Commissioned in March 2025)	3107
5 - Henley Street (Commissioned in March 2025)	774
6 - Rother Market	1713
7 - Bancroft Gardens	556
8 - Swans Nest	472
9 - Riverside Car Park	314
10 - Greenhill Street	1046
11 - Meer Street	1025
12 - Rec Ground Car Park 1	305
13 - Skate Park	334
14 - Alcester Road	535
15 - Windsor Street	524
16 - Guild / Union Street	1187
17 - Gyratory	856
18 - Rec Ground Car Park 2	294
19 - Unicorn Car Park	317
20 - Gyratory out of town	735
21 - Gyratory in to town	264
22 - Maybird Birmingham Road	1044
23 - Birmingham Road Tesco	643
24 - Shipston Road	277
25 - Birmingham Road	686
26 - Western Road Junction	955
27 - Shipston / Banbury Road	431
76 – Bridgefoot Car Park	314
78 – Bridgefoot Car Park	294
79 – Bridgefoot Car Park	396
80 - Bridgefoot Car Park	279
81 - Bridgefoot Car Park	280
83 - Bridgefoot Car Park	273
84 - Bridgefoot Car Park	325
85 - Bridgefoot Car Park	324
86 - Bridgefoot Car Park	566
87 - Bridgefoot Car Park	257

Stratford-on-Avon CCTV Evaluation Report
1st April 2025 to 31st March 2026
British Standard 7958

88 - Bridgefoot Car Park	291
89 - Bridgefoot Car Park	249
90 - Bridgefoot Car Park	276
91 - Bridgefoot Car Park	395
92 - Bridgefoot Car Park	316
93 - Bridgefoot Car Park	274
94 - Bridgefoot Car Park	278
95 - Bridgefoot Car Park	242
96 - Bridgefoot Car Park	271
97 – Windsor Street Car Park	329
98 - Windsor Street Car Park	295
99 - Windsor Street Car Park	281
100 - Windsor Street Car Park	285
101 - Windsor Street Car Park	279
102 - Windsor Street Car Park	277
103 - Windsor Street Car Park	281
104 - Windsor Street Car Park	286
105 - Windsor Street Car Park	292
106 - Windsor Street Car Park	281
107 - Windsor Street Car Park	282
108 - Windsor Street Car Park	281
109 - Windsor Street Car Park	280
110 - Windsor Street Car Park	288
111 - Windsor Street Car Park	429
117 – Evesham Road	193
126 – Arden St Car Park	207
127 – Arden St Car Park	121
128 – Arden St Car Park	169
132 – Rear of Cricket Ground Rec	178
133 - Natural Play Area Rec	64
134 - Station Bridge Alcester Road	520
135 - RSC Roof	86
136 - Gents WC	59
137 - Ladies WC	41
5008 – RDC08 (live from April 2025)	1
5009 - RDC-09 Sheep Street Service Yard (live from April 2025)	215
5010 - RDC-10 Clopton Road (live from April 2025)	59
5011 - RDC-11 Baker Ave (live from April 2025)	61
5012 - RDC-12 Hodgeson Road (live from April 2025)	72
5013 - RDC-13 Drayton Ave (live from April 2025)	77

Stratford-on-Avon CCTV Evaluation Report
1st April 2025 to 31st March 2026
British Standard 7958

5014 - RDC-14 Clopton Road (live from April 2025)	15
5015 - RDC -15 Spare (live from April 2025)	3
5016 - RDC-16 Josephs Way (live from April 2025)	67
5017 - RDC-17 Drayton Ave Shops (live from April 2025)	113
5018 - RDC- 18 Drayton Close (live from April 2025)	62
Alcester	
28 - Bulls Head Yard	966
29 - High Street 1	820
30 - Swan Street Car Park	768
31 - High Street	784
32 - Hopkins Precinct	862
5019 - RDC-19 Rear of Hopkins Precinct (live from April 2025)	208
Shipston-on-Stour	
33 - High Street 1	1025
34 - High Street 2	836
35 - Sheep Street	795
36 - Church Street	881
37 - Telegraph Street Car Park	801
38 - Mill Streett & Bridge Street Car Park	790
39 - Darlingscote Road	748
40 - Leisure Centre	758
Southam	
41 - Wood Street Car Park 1	833
42 - Wood Street Car Park 2	755
43 - High Street	856
44 - Market Hill	802
45 - Watton's Lane	716
46 - Park Lane	717
47- Pound Way	703
Henley-In-Arden	
55 - High Street	1006
56 - High Street	987
Bidford-on-Avon	
61 - High Street WC (live from August 2025)	359
62 - High Street 1	982
63 - High Street 2	1045
64 - Honeybourne Road	991
Wellesbourne	
65 - Warwick Road	994
66 - Kineton Road	894
67 - Ettington Road	897

Stratford-on-Avon CCTV Evaluation Report
1st April 2025 to 31st March 2026
British Standard 7958

68 - Loxley Road	875
Studley	
70 - Pool Road	801
71 - Alcester Road 1	869
72 - Alcester Road 2	916
73 - Redditch Road	809
74 - High Street	941
75 - Pool Road Car Park	761
Earlswood	
130 - Malthouse Lane	970
Meon Vale	
140 - Wellington Avenue (live from June 2025)	301
141 – Campden Road (live from June 2025)	203
142 – Pavillion (live from June 2025)	118
143 – Pavillion (live from June 2025)	134
5020 - RDC-20 Test Camera not deployed	4
Bell Court	
201 - Bell Court	361
202 - Bell Court	463
203 - Bell Court	493
204 - Bell Court	549
205 - Bell Court	451
206 - Bell Court	499
207 - Bell Court	511
208 - Bell Court	539
209 - Bell Court	499
210 - Bell Court	474
211 - Bell Court	386
212 - Bell Court	538
213 - Bell Court	458
214 - Bell Court	528
215 - Bell Court	531
216 - Bell Court	551
217 - Bell Court	678
218 - Bell Court	441