

# Appendix 3: Stratford-on-Avon District Council KPIs Q2 2025-26

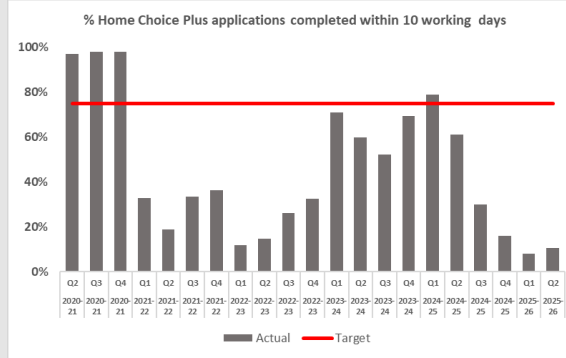
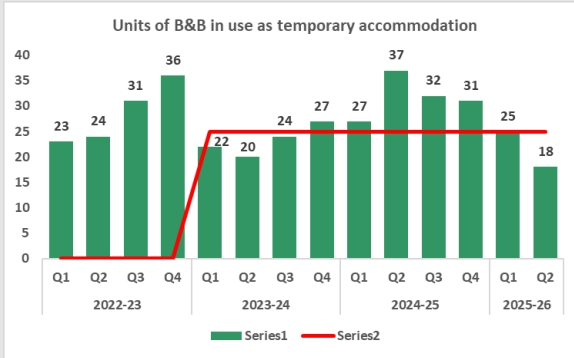


**Indicators**  
**28**

**On Target**  
**18**

**Off Target**  
**7**

**Not reported/info only**  
**3**

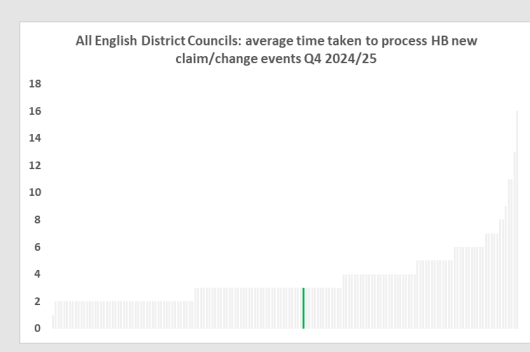
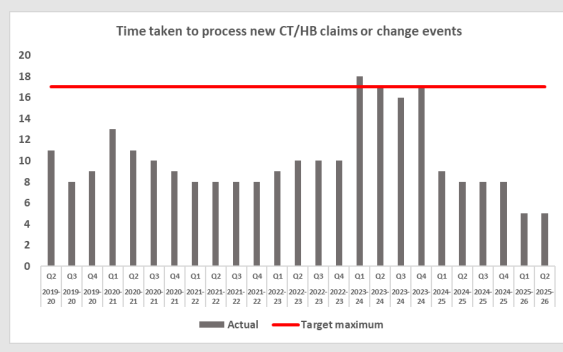
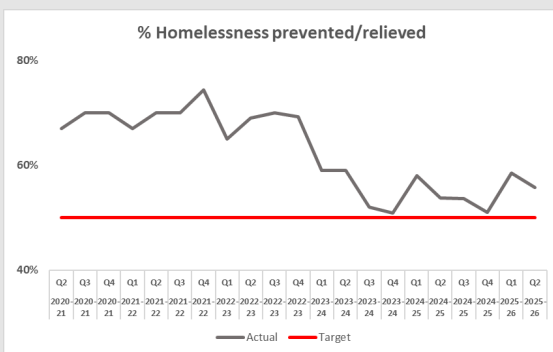


## Home Choice Plus

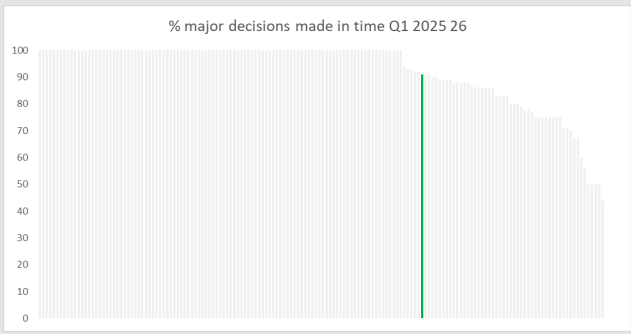
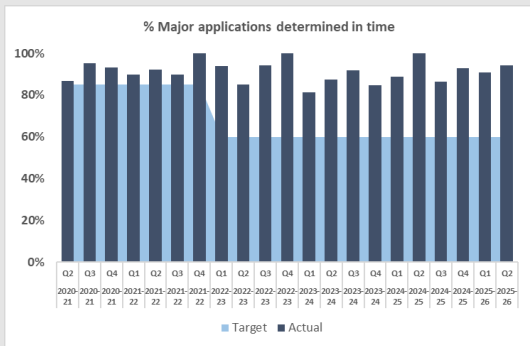
**229** applications -95 vs. Q1

**41** days from ready to process to activation +9 days vs. Q1

**Target = 14 days**

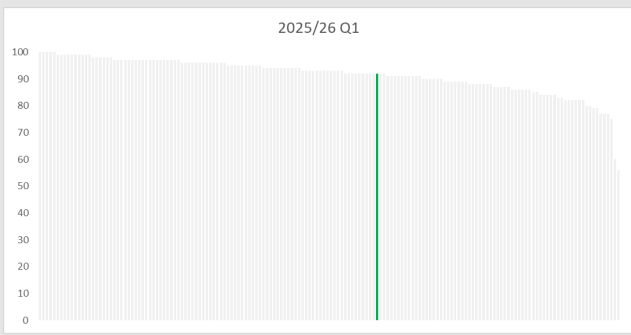
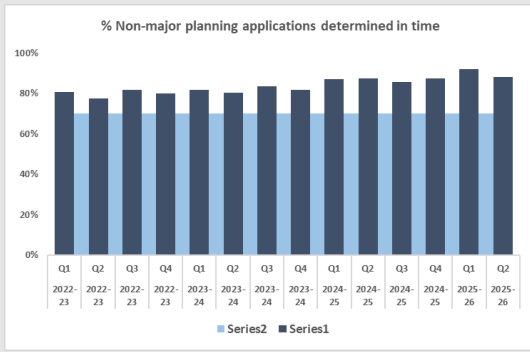


Compared to other districts, in Q4 2024/25 we took the median time to process changes in Housing Benefit claims of 3 days.



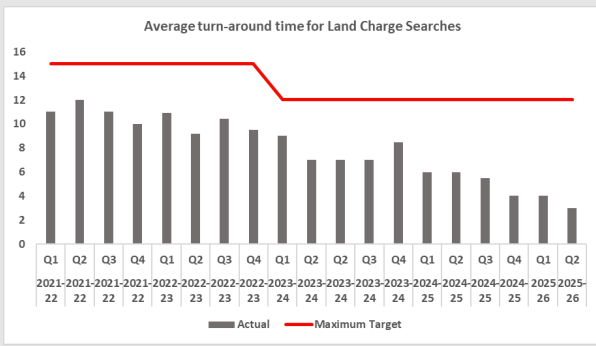
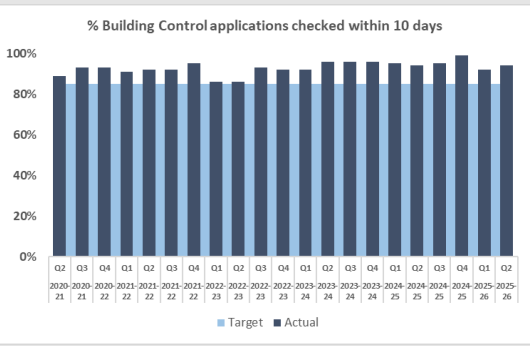
## Benchmarking major applications

Comparing SDC with other districts, in Q1 2025-26 we placed in the lower half of district councils with 91% determined in time; the median average for English Districts was 100%. Our district placed 22nd for most decisions out of all English districts with 11; the median average number of decisions made was 6.



## Benchmarking non-major applications

Comparing SDC with other districts, in Q1 2025-26 we sat just into the lower half of all district authorities, with 92% determined in time. However, SDC placed 16th out of all English Districts for the number of decisions made, at 278. The median average was 160.






**Growth Hub**

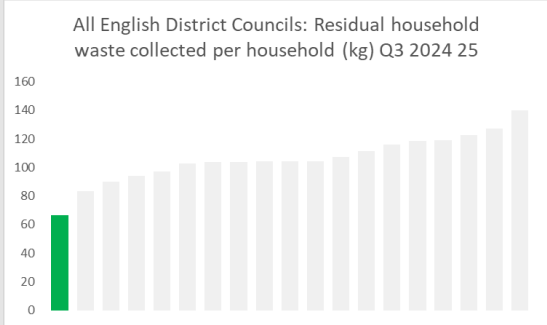
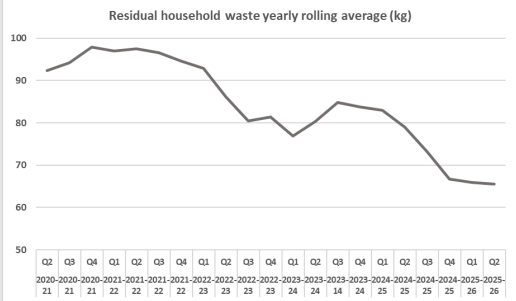
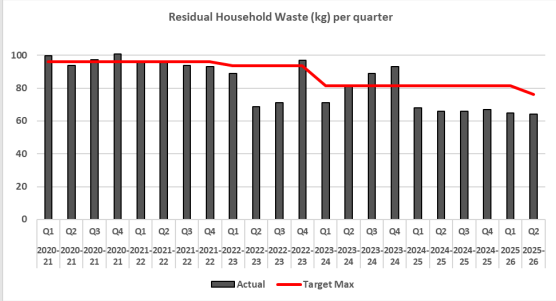
**40**

Business engagements

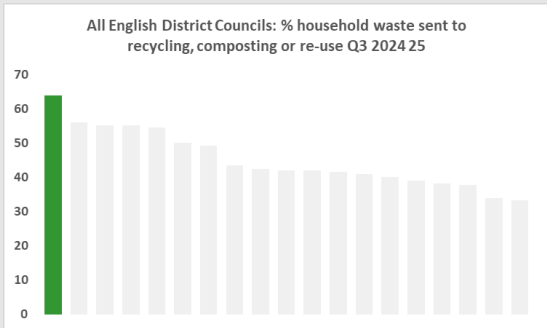
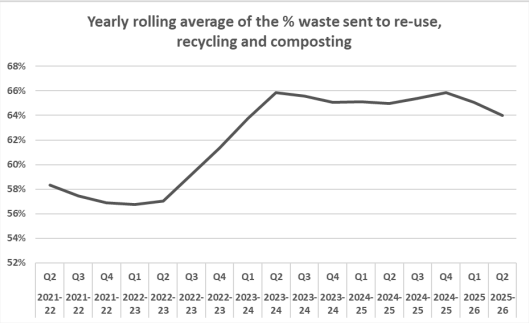
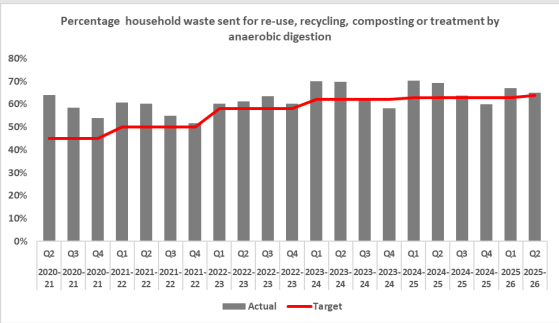


**55**

Business assists



Comparing our performance with data available from other English District Councils, we were the best performing District, collecting 66.33kg in Q3 2024 25 which was the lowest of all District authorities.



Comparing our performance with data available from other English District Councils, we were the best performing District, sending 64% waste to recycling in Q3 2024 25 which was the highest of all District authorities that provided data.

