


Covid-19 social impact on Stratford-on-Avon District

Claimant Count April 2021


All claimants



2,990

+185% Mar 20 - Apr 21

16-24yrs




475

+197% Mar 20 - Apr 21

Universal Credit - Working & Non-Working Claims

April 2021



10.4%
of
Working Age
People

8,027

Universal Credit - 7 LSOAs with highest number

Quinton - 421

Maybird - 343

The Avenue - 318

Stratford Mount Pleasant East - 249

Bidford East, Waterloo and Broom - 228

Town Centre North - 215

Wellesbourne East, Walton & Airfield - 200

Covid-19 Case Count

February



444

March



307

April



75