


Covid-19 social impact on Stratford-on-Avon District

Claimant Count January 2021


All claimants



2,855

+172% Mar 20 - Jan 21

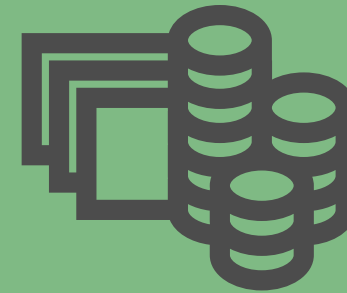
16-24yrs



470

+194% Mar 20 - Jan 21

Universal Credit - Working & Non-Working Claims January 2021



10.7%
of
Working Age
People

8,062

Universal Credit - 7 LSOAs with highest number

Quinton - 388



Maybird - 345

The Avenue - 327

Stratford Mount Pleasant East - 239

Bidford East, Waterloo and Broom - 228

Wellesbourne East, Walton & Airfield - 190

Town Centre North - 189

Covid-19 Case Count

November



674

December



974

January



1,356