




# Authority Monitoring Report 2018-19

## Sustainability and design



**124** Local Wildlife Sites

**2,083 ha**

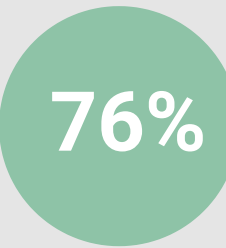

**6** new sites designated 2018-19



Local Wildlife Sites in positive conservation management

**2**

planning permissions granted for major renewable energy and low carbon energy projects



major planning permissions incorporated a SuDS into scheme

**100%** major residential planning permissions scored 'Green' against Building for Life criteria

## Housing and Developer Contributions



**1,408** new dwellings

↑ up **113** on 2017-18

Annual housing delivery target exceeded for last 4 years



empty properties brought back into use by SDC action

**1,822** affordable homes provided in the District since 2011

**356** affordable homes built 2018/19  
2nd highest annual figure since 2001

**£2,775,746.46**  
S106 monies received



**£1,682,416.88**  
S106 monies spent

**£183,173.00**  
CIL monies received

**87**

S106 agreements signed

## Employment and Retail



**127.5 ha**  
employment land  
granted planning  
permission

**-44.3 ha**  
employment land lost  
via permission for  
other use

**83.2 ha**  
employment land  
net gain

**1,930 sq.m**  
retail floorspace  
granted permission

**14,995 sq.m**  
retail floorspace  
completed since  
2011

### Stratford-upon-Avon town centre



Shops

**27.2%**



Cafes/restaurants

**8.4%**



Vacant

**6.4%**

**8%** Average vacancy rate - main rural centres

## Tourism and Leisure



**485**  
new visitor  
bedrooms

**730**  
new visitor  
bedrooms under  
construction

**15,951 sq.m**  
leisure development  
completed since 2011

**6**

**new leisure developments**  
planning permissions granted

## Neighbourhood Planning

**5**

Neighbourhood Development Plans adopted 2018/19

**15** adopted to date