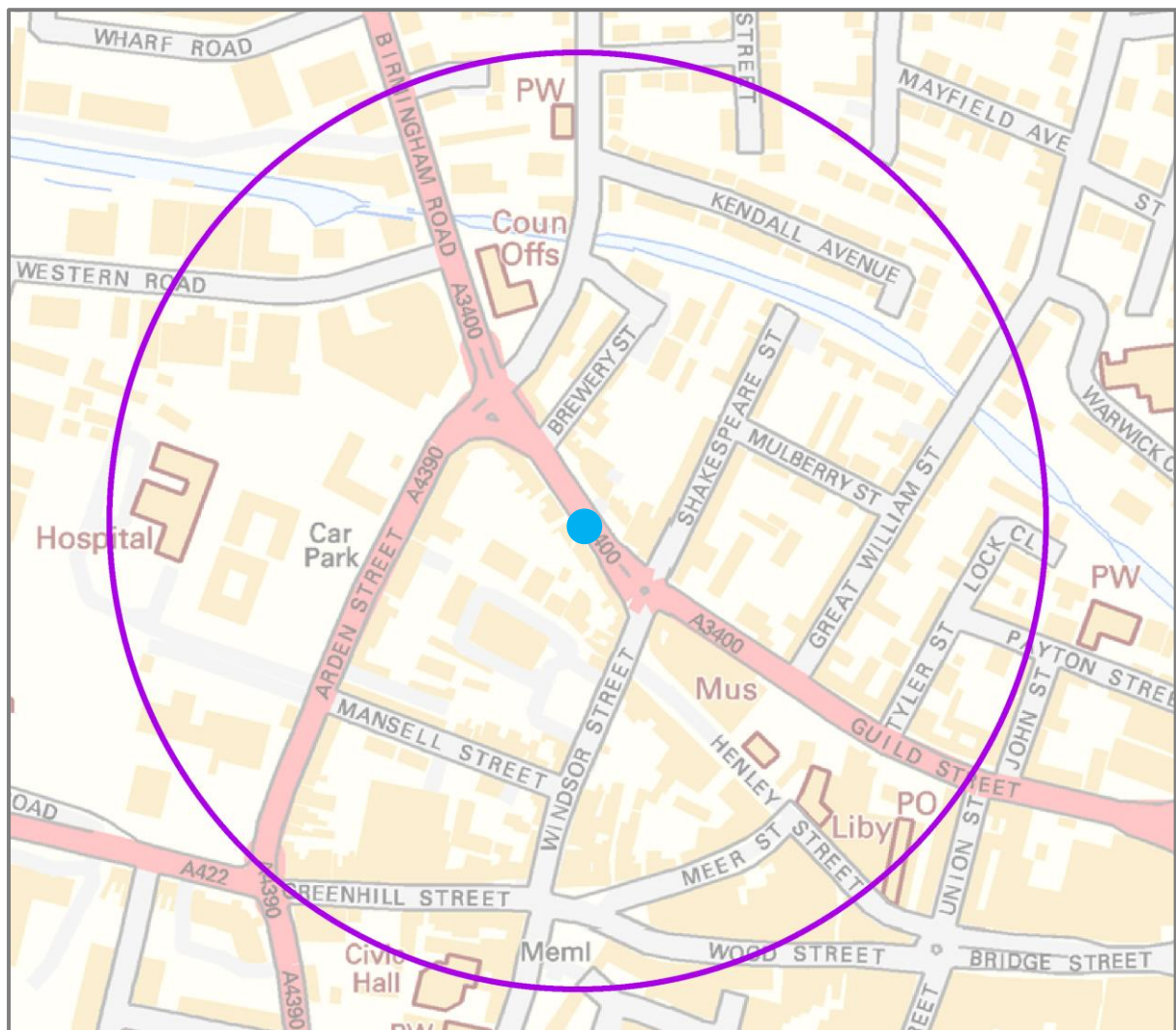


2017 Update - Crime and Anti-Social Behaviour (ASB) analysis of a potential CCTV site Birmingham Road, Stratford-upon-Avon

The purpose of this report is to review the volume of criminal offences and ASB incidents which have taken place within a defined location around a proposed CCTV site. The time period for this report is October 2016 to September 2017 (12 months).

The blue dot on the map below represents the approximate location at which the CCTV camera would be positioned; the purple outline illustrates a 300m radius zone around the camera location which will be hereafter referred to as the 'CCTV zone'.



© Crown Copyright and database right 2017. Ordnance Survey 100019520.

Criminal Offences within the CCTV Zone

In total there were 219 offences recorded within the CCTV zone during the examined period. The table below provides the breakdown by month (October 2016 to September 2017).

Oct	Nov	Dec	Jan	Feb	Mar	Apr	May	Jun	Jul	Aug	Sep
15	14	22	13	16	22	16	14	26	24	18	19

Source: Crime Information System, Warwickshire Police.

Breakdown of the 219 offences by category:

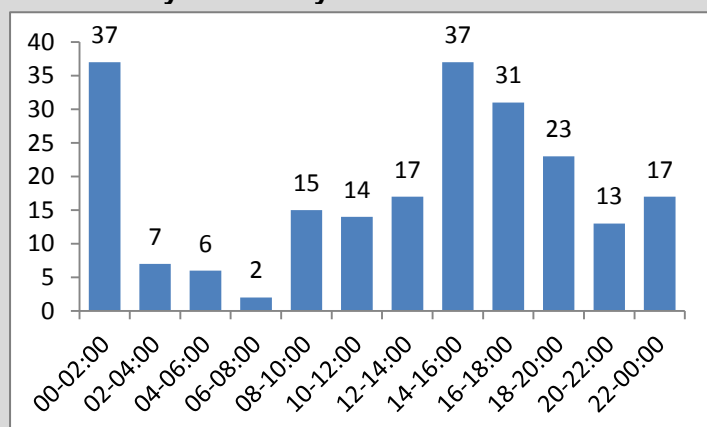
Offence Category	Number of Offences
Shoplifting	55
Violent offences	50
Thefts	48
Criminal damage	28
Public order	14
Burglary	12
Fraud	3
Other offences	3
Drugs	2
Forgery	2
Robbery	2

Violent offences included common assault and battery (19) and assault occasioning actual bodily harm (13).

23 of the theft offences were 'other thefts' which is a catch-all for thefts not otherwise coded, examples include theft of a recycling bin and tip jar from a restaurant. 8 offences were 'theft from person' and 8 were thefts of pedal cycles.

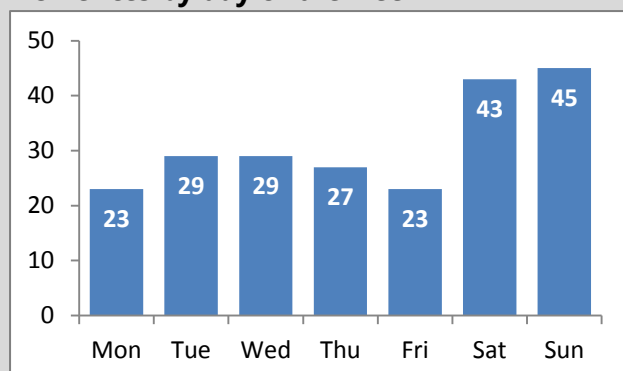
Source: Crime Information System, Warwickshire Police.

Offences by time of day



- The main offences during the peak between midnight and 2am were violent crime and criminal damage
- 16 of the 37 offences between 14:00-16:00 were shoplifting

Offences by day of the week



- Saturday and Sunday offences combined account for 40% of all offences during the 12 month period

Source: Crime Information System, Warwickshire Police.

ASB Incidents within the CCTV Zone

In total there were 146 ASB incidents reported during the examined period.

Oct	Nov	Dec	Jan	Feb	Mar	Apr	May	Jun	Jul	Aug	Sep
16	15	12	9	8	5	9	16	10	24	10	12

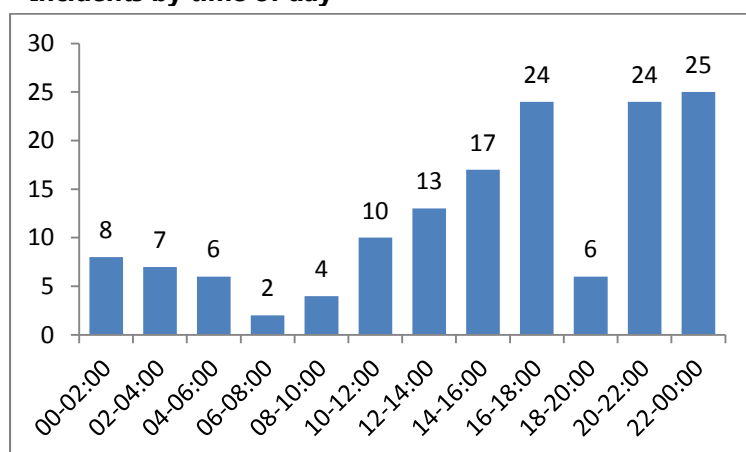
Source: STORM Incident System, Warwickshire Police.

Incidents by category

Incident Category	Number of incidents
Nuisance	125
Personal	13
Environmental	8

Source: STORM Incident System, Warwickshire Police.

Incidents by time of day

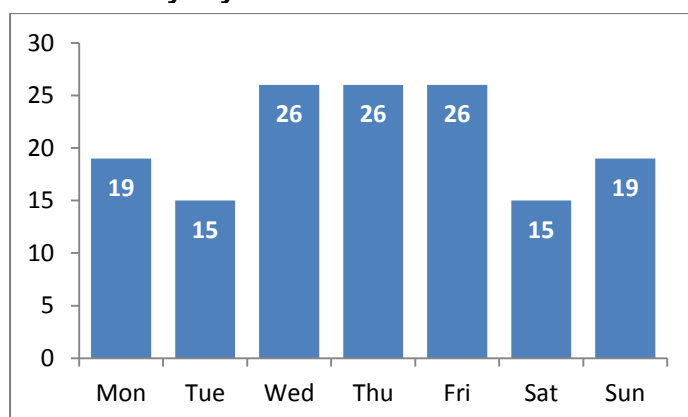


The general pattern is for levels of incidents to increase from around midday through to midnight; however there is a clear dip in the data with the small volume of incidents recorded between 16:00 and 18:00.

There may be a specific reason behind this dip in incidents or it may just be an anomaly within the data. Further analysis would be required to establish the reasons.

Source: STORM Incident System, Warwickshire Police.

Incidents by day of the week



In contrast to offences, the highest volumes of incidents were reported in the middle of the week. Just over half of incidents reported (53%) took place on Wednesday, Thursday or Friday.

It is slightly unusual to see the higher number of incidents taking place in the middle of the week rather than the weekend, this may be to do with the closure of the Stratford night clubs but again would need some further analysis to determine the exact reasons.

Source: STORM Incident System, Warwickshire Police.