



CITIZENS' PANEL RESULTS

NOVEMBER 2005

CONTENTS

	PAGE
1.0 INTRODUCTION	1
2.0 METHODOLOGY	1
3.0 SUMMARY OF RESULTS	1
4.0 RESULTS IN DETAIL	
4.1 Community Safety	3
4.2 Housing	7
4.3 Refuse and Recycling	11
4.4 Sports Development and Physical Activity	12
4.5 Food Safety	20
4.6 Community Plan Monitoring	21
4.7 Making Payments	23

APPENDIX – OPEN-ENDED COMMENTS

Housing: issues not listed in Table 3

Sports Development and Physical Activity: Other reasons given as to why respondents do not use the sports and leisure facilities services available in the District as often as they would like to.

Food Safety: Other comments respondents made when asked what symbols they would like to see used to indicate the inspection rating.

Citizens' Panel Results – November 2005

1. Introduction

The Council has a Citizens' Panel, which contains a representative sample of people living in the District of Stratford-on-Avon. By surveying this Panel, it is possible to obtain views and opinions broadly representative of local residents.

2. Methodology

1,036 questionnaires were mailed in November 2005, with 617 returned in the timeframe allowed. Twelve questionnaires were returned not completed for various reasons. This represents a response rate of 61%.

3. Summary of Results

3.1 Community Safety

- A third of respondents felt that teenagers hanging around on the streets is a very big or fairly big problem, as opposed to 66% regarding it as not a very big problem or not a problem at all.
- Similarly, vandalism, graffiti and other deliberate damage to property or vehicles was not seen as a very big problem or not a problem at all by over seven out of ten of the respondents.
- 57% feel very or fairly safe when outside in Stratford district after dark, whereas over a quarter feel neither safe nor unsafe and over 17% said they felt fairly or very unsafe.
- Almost one fifth of respondents did not feel threatened or had not experienced any reason for fear, however, almost the same amount of respondents don't go out alone at night in the Stratford district.
- Over half the people questioned said they felt very safe when outside in Stratford district during the day (53%), over a third felt fairly safe and 2% felt either fairly or very unsafe.
- Approximately half of those surveyed were not worried about being a victim of crime i.e. attacked by strangers, car theft, house break in and having something stolen. However, over four out of ten were fairly worried about their home being broken into and a further nine per cent were very worried about this happening.
- Four out of ten people were either fairly or very worried about having their car stolen.

3.2 Housing

- Asked about various proposed priorities for the new housing strategy, over eight out of ten people agreed with the provision of more information about grants to improve or repair homes being a priority for the Council, with almost the same number agreeing that more adaptations to properties for people who are disabled should be as a priority. Over three quarters of respondents agreed with more affordable housing for all people throughout the District and just over seven out of ten people agreed that there should be more affordable housing in places in the District, other than the town of Stratford-upon-Avon.

- Three quarters of respondents agreed with the priority of providing more information about the affordable housing that is available, who gets it and how long people have to wait for housing.
- Seven out of ten people surveyed agreed with more accommodation and/or support for people who are vulnerable and who have special needs.

3.3 Refuse and Recycling

- Eight out of ten respondents would not be willing to pay more council tax for a weekly recycling collection service and a weekly waste collection service.

3.4 Sports Development and Physical Activity

- Over a quarter of people who answered the questionnaire said that they had not visited or participated in local leisure pursuits in the last 12 months. Less than 15% of respondents said they participated more than once a week.
- Walking scored highest with over seven out of ten people stating it as the physical activity they regularly participated in, followed by 61% quoting gardening. A fifth stated swimming and 7% dancing.
- Almost half of people (46%) surveyed said time was a barrier for not or rarely participating in physical activity. A quarter stated health reasons, over a fifth felt they were too old to get involved and a fifth felt that activities were too expensive.
- 43% of respondents said they would like to use the Council's sport and leisure services more often.
- Almost four out of ten respondents stated not having the time as the reason why they don't use the sport and leisure services as often as they would like to.

3.5 Food Safety

- More than eight out of ten people want to see information about the Council's food safety inspections displayed at restaurants and cafes. Over a third want to see either gold/silver/bronze symbols or percentage scores used to indicate the inspection rating.

3.6 Community Plan Monitoring

- Over six out of ten of those surveyed have not been actively involved with at least one local community or voluntary organisation in the last 12 months.

3.7 Making Payments

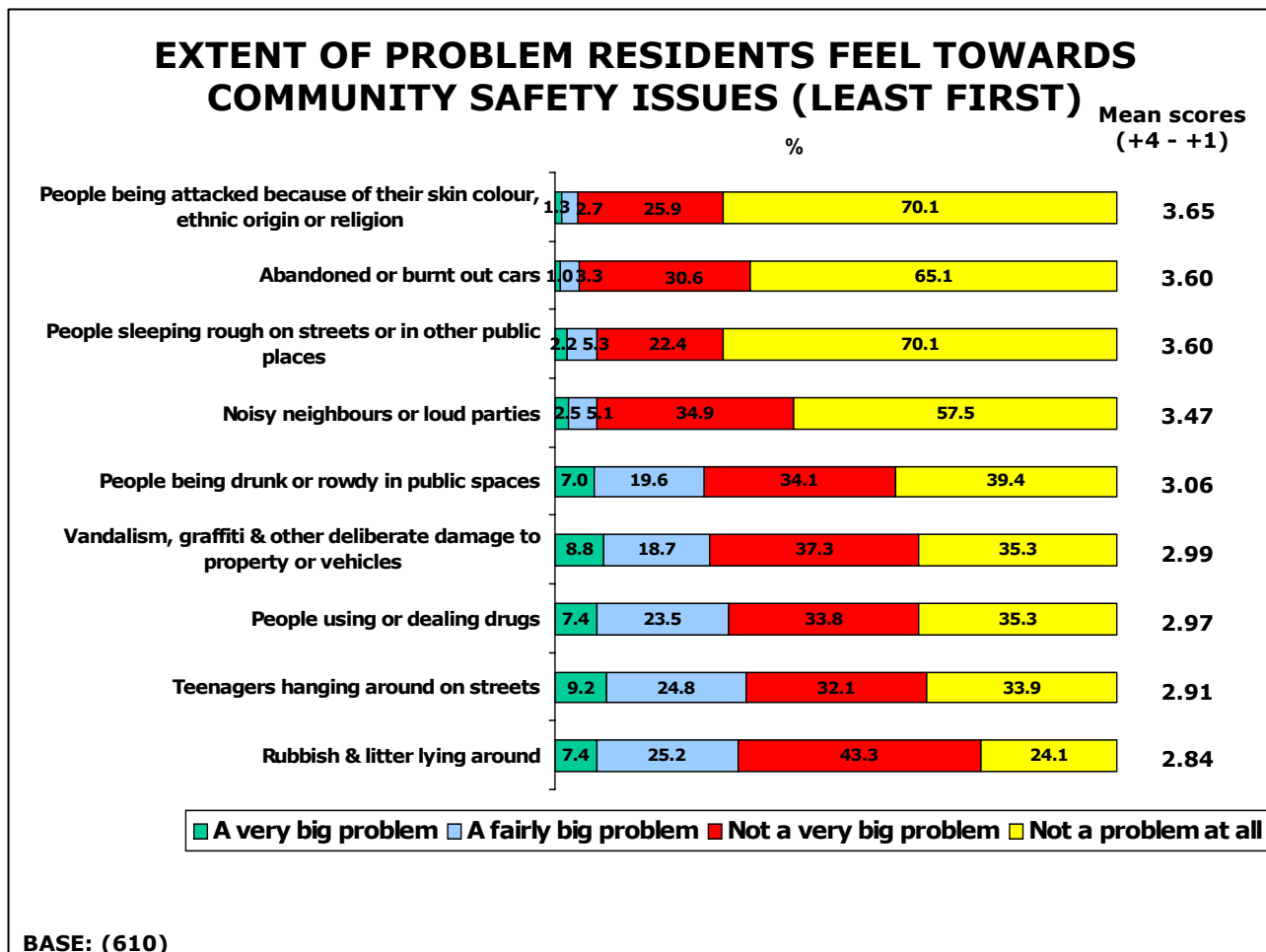
- Almost six out of ten respondents prefer Direct Debit as their payment method to Stratford District Council. Less than 4% wished to pay via a secure Internet site.

4. Results in Detail

4.1 Community Safety

The extent to which residents feel the following Community Safety issues are a problem is shown in Figure 1 below.

Figure 1: Extent of problem residents feel towards Community Safety Issues



A third of respondents felt that teenagers hanging around on the streets is a very big or fairly big problem, as opposed to 66% regarding it as not a very big problem or not a problem at all.

Similarly, vandalism, graffiti and other deliberate damage to property or vehicles was not seen as a very big problem or not a problem at all by over seven out of ten of the respondents.

The vast majority of respondents in all four areas: Arden, Avon, Dasset and Stour did not regard noisy neighbours or loud parties as a very big problem or not a problem at all, with over 73% of respondents in the Stour area stating that noisy neighbours or loud parties were not a problem at all.

Teenagers hanging around on the streets is regarded as either a very big or big problem by 52% of the respondents in the Arden area as opposed to less than a quarter of respondents in the Stour area.

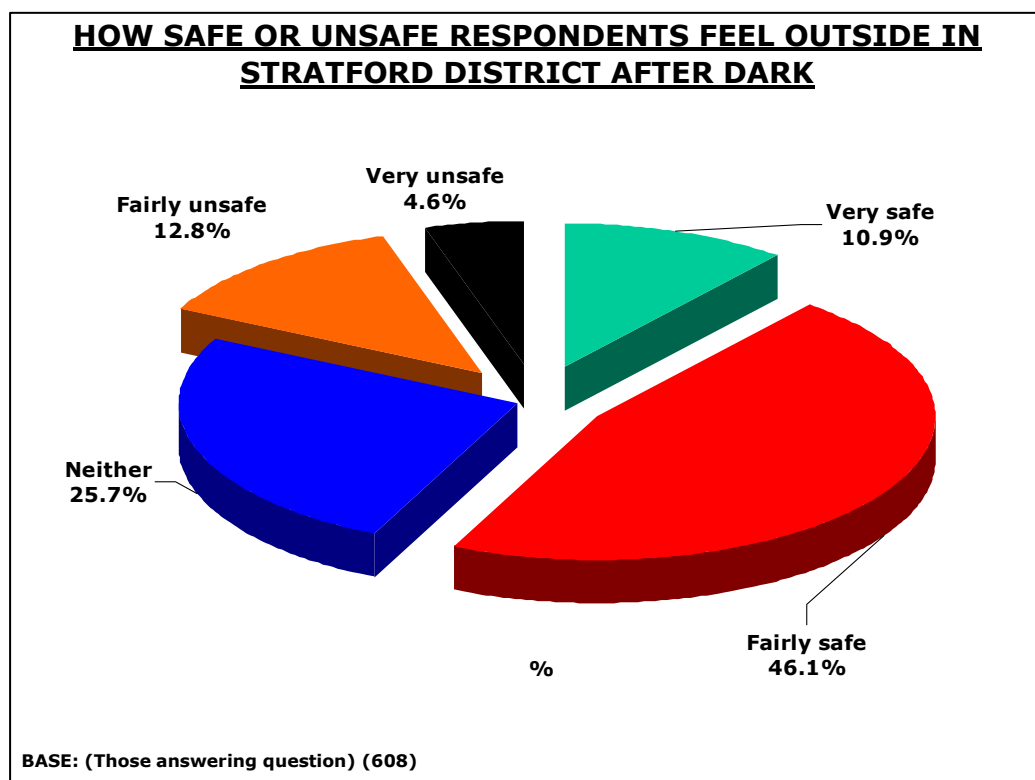
Vandalism, graffiti and other deliberate damage to property or vehicles is seen as either a very or big problem by 43% of Arden area respondents as opposed to less than 18% of respondents in the Dasset area. However, more than three quarters of Stour respondents did not regard it as a very big problem or a problem at all.

With regard to people using or dealing drugs, respondents in the Avon area (36%) and the Arden area (33%) see it as a very or fairly big problem as opposed to less than 22% of Dassetts respondents. Similarly, almost three quarters of Stour residents thought people using or dealing drugs was not a very big problem or not a problem at all.

People being drunk or rowdy in public spaces was not regarded as a problem by Dassetts and Stour residents (86% and 85% respectively), however, one in ten Avon respondents believed it to be a very big problem and over one fifth of Avon respondents thought it was a fairly big problem. Over a third of Arden respondents said it was a problem.

People sleeping rough on the streets or in other public places was not really regarded as a problem by nearly all the respondents within the Stour, Dassetts and Arden areas, although almost 4% of Avon residents did state it was a very big problem and one in ten Avon residents said it was a fairly big problem.

Figure 2: The extent to which residents feel safe or unsafe when outside in the Stratford district after dark.



57% feel very or fairly safe when outside in Stratford district after dark, whereas over a quarter feel neither safe nor unsafe and over 17% said they felt fairly or very unsafe.

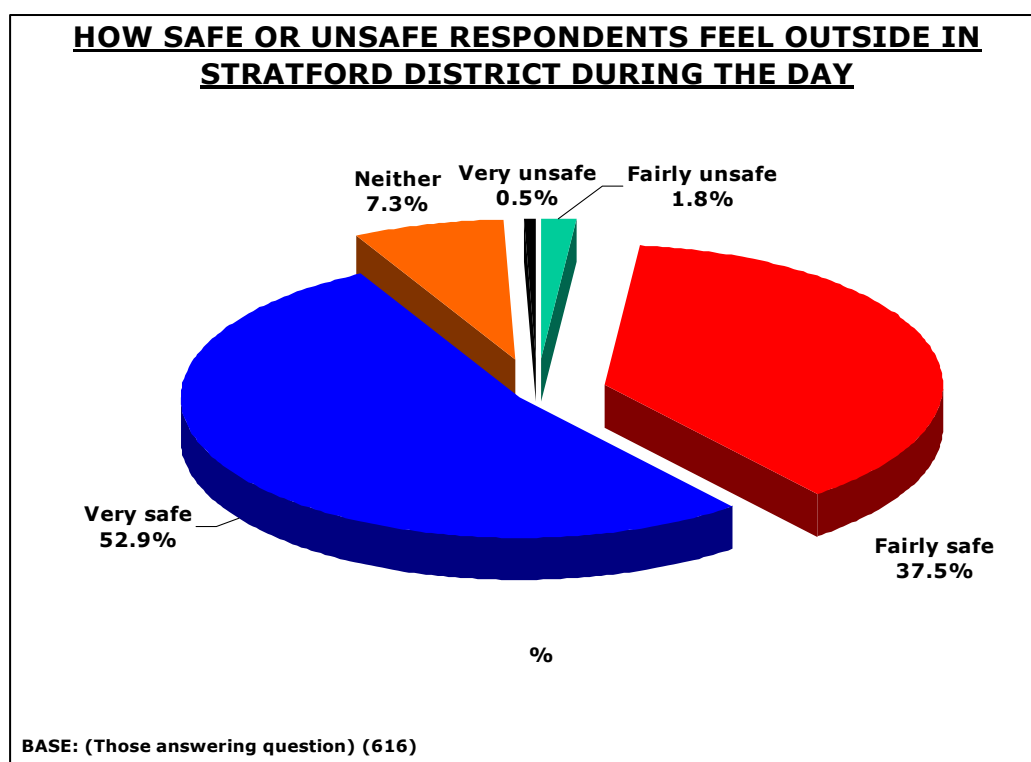
By area, over two thirds of Stour residents and two thirds of Dassetts residents felt very or fairly safe when outside in the Stratford district after dark. One third of Arden residents said they felt neither safe nor unsafe when outside in the Stratford district and almost one in five Arden residents said they felt fairly or very unsafe.

Table 1: Residents' reasons for how safe or unsafe they felt when outside in the Stratford District after dark.

2005		
	Nos.	%
Don't feel threatened/no problems/haven't experienced any/no reason to fear	101	18.9
Don't go out alone/at night/always accompanied	100	18.7
Live in a nice area/quiet/village/area safe generally	70	13.1
Gangs/group/gathering	60	11.2
Avoid problem areas/select safe areas/always vigilant	52	9.7
Drink related/drunks/drank youths/street drinking	43	8.1
Rowdy intimidating behaviour	42	7.9
Poor/bad lit street lighting	30	5.6
Specific mentions of not safe in Stratford town	30	5.6
Lack of police presence	29	5.4
Lighting good/well lit	26	4.9
Late evenings/closing time	25	4.7
Media/read/heard about problems in the news (gen.)	21	3.9
Travel by car	21	3.9
Fear of being attacked/raped/mugged/robbed	13	2.4
Don't know who's about/lurking/strangers/odd characters	12	3.7
Threat is there/problems happen/could happen	12	2.2
Depends on area	11	2.1
Drug related/dealing/from cars	11	2.1
Other	18	3.4

Almost one fifth of respondents did not feel threatened or had not experienced any reason for fear, however, almost the same amount of respondents don't go out alone at night in the Stratford district.

Figure 3: The extent to which respondents feel safe or unsafe when outside in the Stratford district during the day.



Over half the people questioned said they felt very safe when outside in Stratford district during the day (53%), over a third felt fairly safe and 2% felt either fairly or very unsafe.

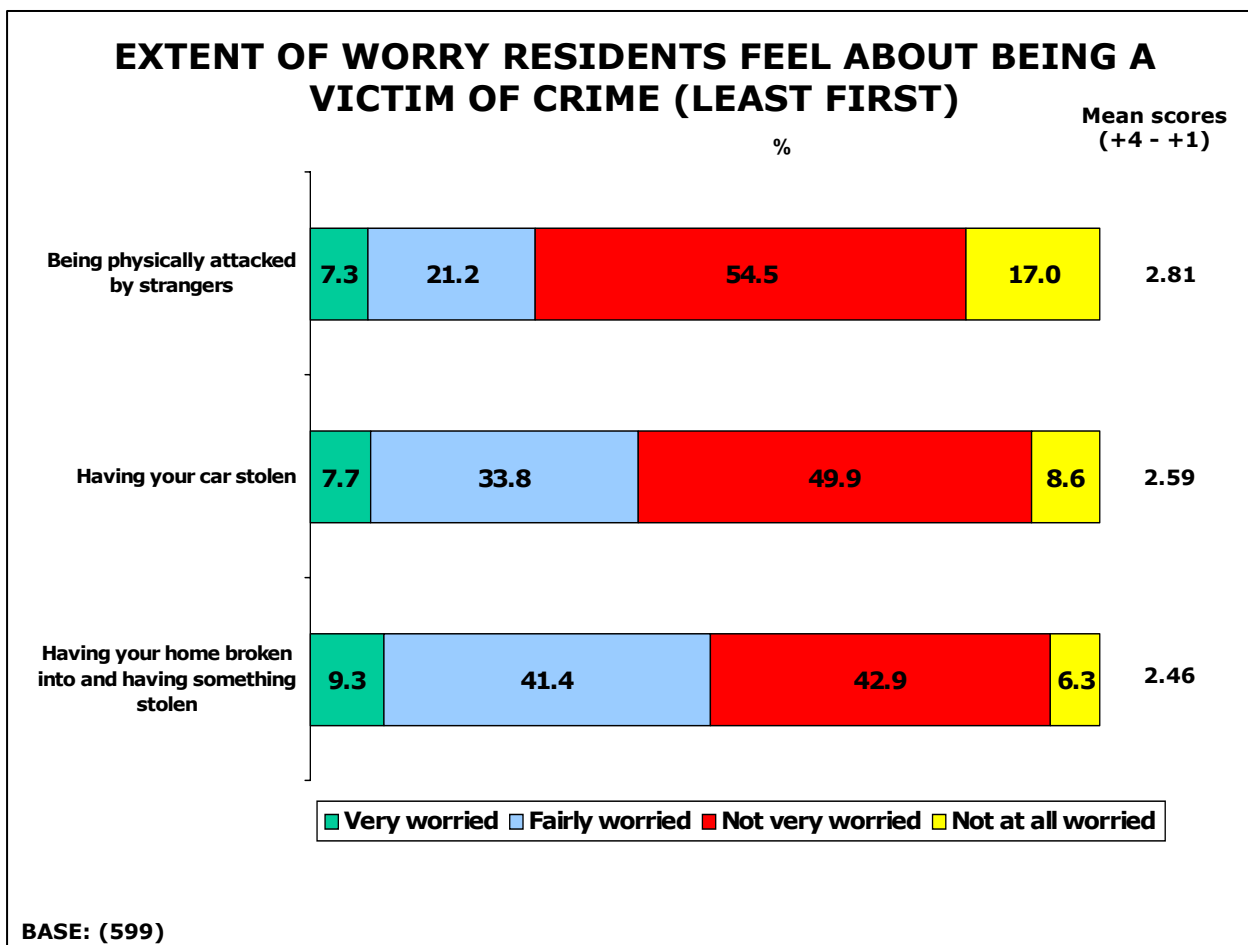
By area, almost 92% of Stour respondents said they felt very or fairly safe when outside during the day in Stratford district, as opposed to 87% of Avon and 86% of Arden residents.

Table 2: Reasons for how safe or unsafe respondents feel when outside in Stratford district during the day.

	2005	
	Nos.	%
Don't feel threatened/no problems/haven't experienced any/no reason to fear	187	38.3
People about/busy/lots of activity	82	16.8
Live in a nice area/quiet/village/area safe generally	66	13.5
Avoid problem areas/select safe areas/always vigilant	33	6.8
Daylight (gen.) feel safer	25	5.1
Police presence good	15	3.1
Lack of police presence	14	2.9
Don't go out alone/at night/always accompanied	13	2.7
No groups/gangs/drunks	13	2.7
Threat is there/problems happen/could happen	12	2.5
Gangs/group/gathering	12	2.5
Rowdy intimidating behaviour	10	2.0
Media/read/heard about problems in the news (gen.)	10	2.0
Other	26	5.3

Over half the people questioned said they felt very safe when outside in Stratford district during the day (53%), over a third felt fairly safe and 2% felt either fairly or very unsafe.

Figure 4: Extent to which residents feel worried about being a victim of the following types of crime.



Approximately half of those surveyed were not worried about being a victim of crime i.e. attacked by strangers, car theft, house break in and having something stolen. However, over four out of ten were fairly worried about their home being broken into and a further nine per cent were very worried about this happening.

Four out of ten people were either fairly or very worried about having their car stolen.

By area, over half of Dassett residents stated that they were not very worried about having their home broken into and having something stolen as opposed to less than a third in the Arden area. 19% of Arden respondents were either very worried about this happening as opposed to less than 5% in the Stour area.

Having your car stolen was more of a concern for Arden than Avon residents, with over 14% in Arden stating they were very worried as opposed to less than 5% in the Avon area.

Comparing areas with regard to being physically attacked by strangers, almost 14% of Arden residents said they were very worried as opposed to 2% in Stour. Almost six out of ten Avon residents said they were not very worried, as opposed to 42% in the Arden area.

4.2 Housing

Respondents were asked to give their views on some of the services provided by Housing and the proposed priorities to be included in the Council's new housing strategy, which is currently being worked on. The Council has been consulting with various partners, agencies and residents about housing issues in order to decide what its housing priorities should be over the next five years.

Table 3: The extent to which residents agree or disagree with each of the following priorities for the Council.

	Agree	Neither agree nor disagree	Disagree
More affordable housing for all people throughout the District	462 77.5%	76 12.8%	58 9.8%
More affordable housing in places in the District other than the town of Stratford-upon-Avon	431 72.4%	92 15.5%	72 12.1%
More affordable housing for single people	339 57.1%	418 28.1%	38 14.8%
More accommodation and/or support for people who are vulnerable and who have special needs	418 70.4%	138 23.2%	38 6.4%
Improved access to housing advice	320 54.6%	228 38.9%	38 6.5%
Do more to prevent homelessness	367 61.8%	170 28.6%	57 9.6%
Do more to reduce rough sleeping in the District	375 63.5%	166 28.1%	49 8.3%
Reduce the amount of time homeless people spend in temporary accommodation	389 65.7%	170 28.7%	33 5.6%
Provide more information about the affordable housing that is available, who gets it and how long people have to wait for housing	451 75.7%	117 19.6%	28 4.7%
More adaptations to properties for people who are disabled	475 79.6%	100 16.8%	24 3.7%
Provide more information about grants to improve or repair homes	481 80.3%	92 15.4%	26 4.3%

When asked about various proposed priorities for the new housing strategy, over eight out of ten people agreed with the provision of more information about grants to improve or repair homes being a priority for the Council, with almost the same number agreeing that more adaptations to properties for people who are disabled should be a priority. Over three quarters of respondents agreed with more affordable housing for all people throughout the District and just over seven out of ten residents agreed that more affordable housing in places in the District, other than the town of Stratford-upon-Avon.

Three quarters of respondents agreed with the priority of providing more information about the affordable housing that is available, who gets it, and how long people have to wait for housing.

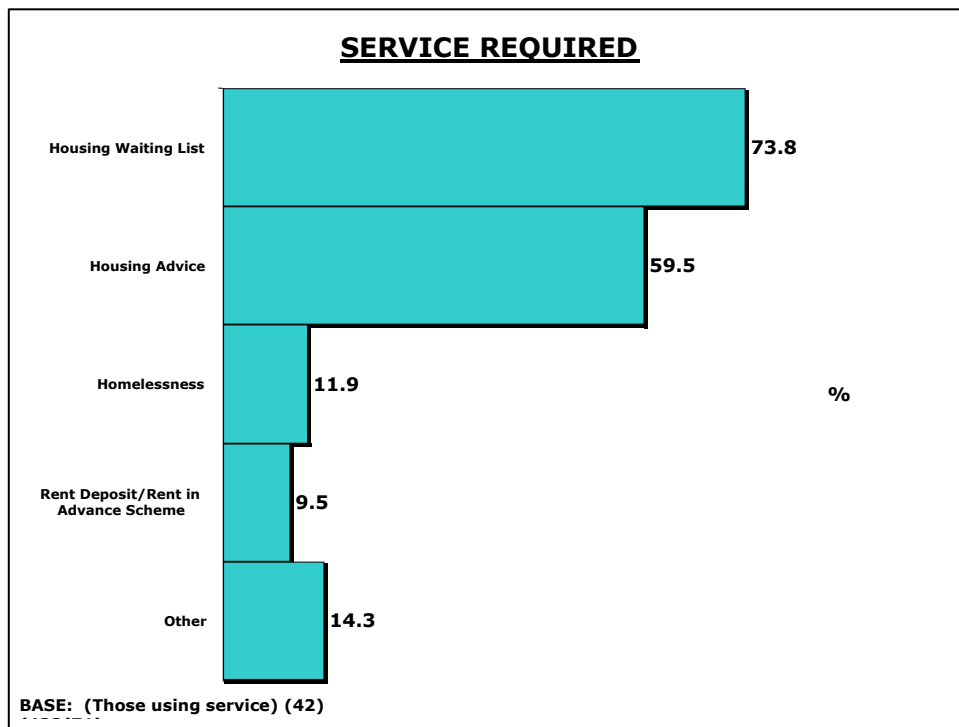
Seven out of ten people surveyed agreed with more accommodation and/or support for people who are vulnerable and who have special needs.

With regard to more affordable housing for all people throughout the District, almost 13% of Avon residents disagreed with this statement as opposed to less than 3% of Stour residents.

Other housing issues, not included in Table 3 above, where three out of ten people surveyed believed to be important are listed in the Appendix.

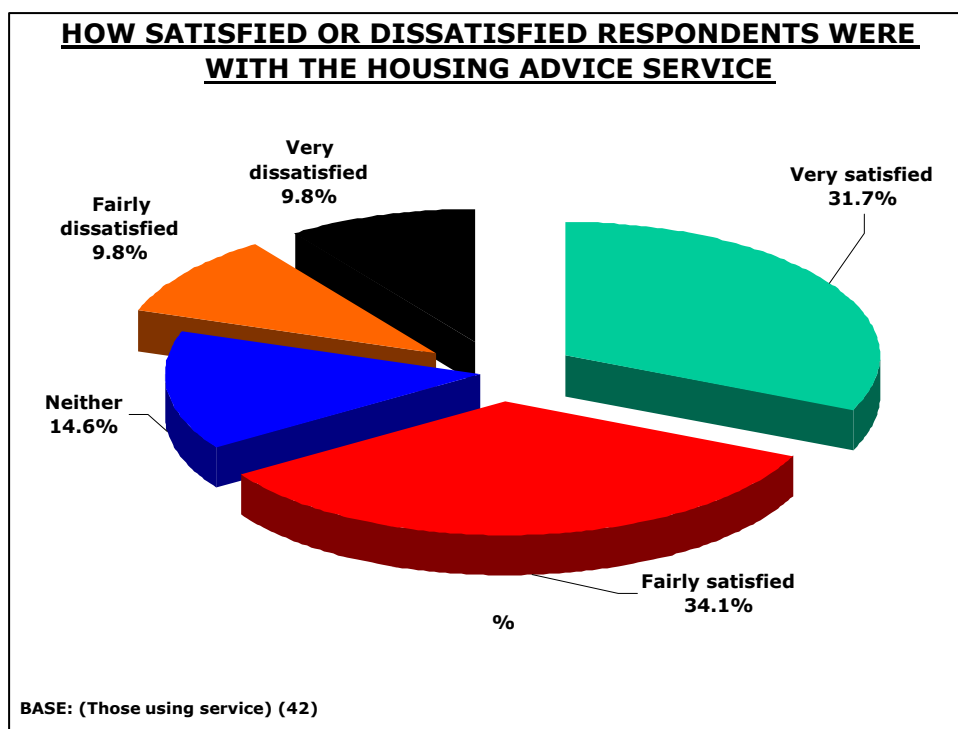
Stratford District Council Housing Advice Team manage the Housing Waiting List for affordable housing; deal with homelessness; provide housing advice to landlords, tenants and other householders; administer the Council’s rent deposit and rent in advance scheme. Almost half of those surveyed were not aware that Stratford District Council provides the housing advice as listed above. Also, less than 14% of respondents (either themselves or a member of their household) had used the Council’s Housing Advice service. The service(s) they required is shown in Figure 5 below.

Figure 5: Service required from housing



Over seven out of ten respondents required the Housing Waiting List service, followed by six out of ten respondents requiring Housing Advice. Less than one out of ten required the services of the Rent Deposit/Rent in Advance Scheme.

Figure 6: Satisfaction levels with the Housing Advice service.



Over 65% of respondents were either fairly or very satisfied with the Housing Advice service.

Table 4: How the respondents found out about the Housing Advice service.

	2005	
	Nos.	%
Word of mouth	20	48.8
Citizen's Advice Bureau	11	26.8
Social Services	6	14.6
Council leaflet	5	12.2
Council reception staff	5	12.2
Posters in the Council's area offices/Elizabeth House	4	9.8
Local councillor	3	7.3
Yellow Pages/Telephone directory	3	7.3
Website	2	4.9
Other advice organisation	2	4.9
Local housing advice surgeries	1	2.4
Health Centres	1	2.4
Local press	1	2.4
Other	7	17.1

Word of mouth accounted for almost half of the respondents finding out about the Housing Advice service. The local press, health centres and local housing advice surgeries accounted for less than 3% each.

The Housing Renewal Team offer advice and practical solutions to anyone living in the district to enable them to remain living independently in their own home and administer Disabled Facilities Grants and other grants to repair or improve their home.

Over 70% of respondents were not aware that Stratford District Council has a Housing Renewal function as listed above. Of the 29% who were aware of the function, nine out of ten of them (or a member of their household) had never used the services of the Council's Housing Renewal Team. Of the 7% who had used the Housing Renewal Service, half of them were very satisfied and the remaining half were fairly satisfied with it.

There were five main ways in which the respondents found out about the Housing Renewal

team. These were word of mouth, social services, other methods, Council leaflets and through their local councillor.

4.3 Refuse and Recycling

Stratford District Council is investigating the possibility of changing the way rubbish is collected to make it a more efficient service.

Table 5: Assuming respondents have a wheeled bin for their general rubbish, the respondents indication of whether or not they are in favour of the following options.

	Yes	No
Recyclables collected every week and the general waste wheeled bin collected fortnightly	150 28.4%	379 71.6%
An alternative weekly collection, i.e. black box collected one week, with the general waste wheeled bin and green waste wheeled bin collected the next week	206 38.0%	336 62.0%

28% of all residents were in favour of having their recyclables collected every week and the general waste wheeled bin collected every fortnight. Asked a different scenario of an alternative weekly collection for the black box/general waste and green waste the next, 38% were in favour of such a proposition.

By area, almost a third of Avon residents said yes to recyclables being collected every week and the general waste wheeled bin collected fortnightly, as opposed to less than 15% of Dassetts residents. Over 85% of Dassetts respondents said no to this compared to just over two thirds of respondents in Stour and Avon.

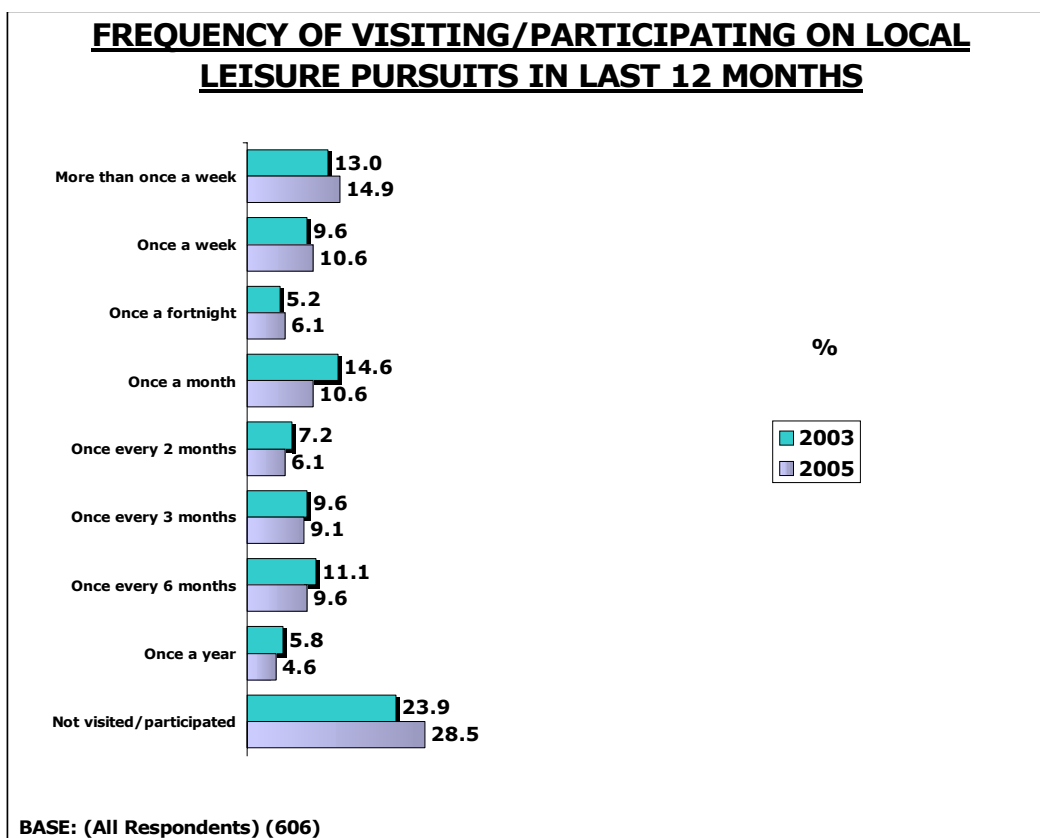
Table 6: Whether respondents would be willing to pay more council tax for a weekly waste collection service and a weekly recycling collection service.

	2005	
	Nos.	%
Yes	78	13.0
No	479	79.6
Don't know	45	7.5

Eight out of ten respondents would not be willing to pay more council tax for a weekly recycling collection service and a weekly waste collection service.

4.4 Sports Development and Physical Activity

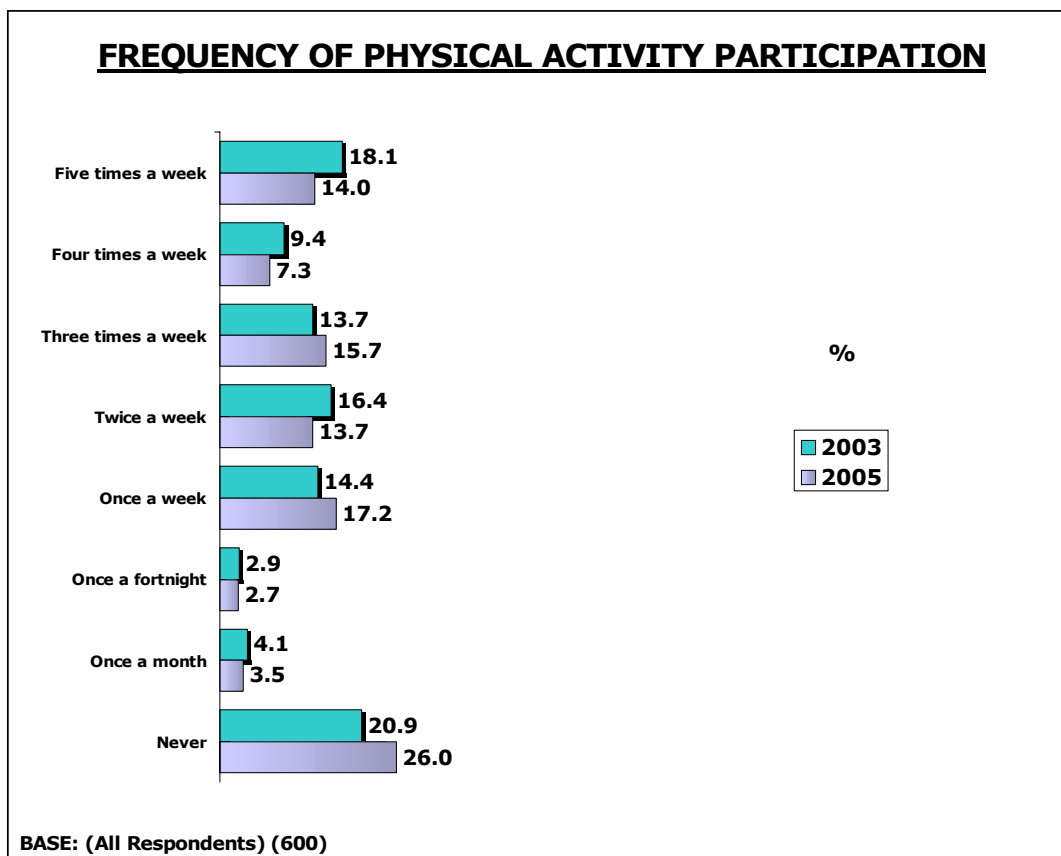
Figure 7: How frequently respondents have visited/participated in local leisure pursuits in the last 12 months, compared against 2003 results.



The number of residents visiting/participating in local leisure pursuits (e.g. art galleries, theatre, local festivals, health and fitness centres, leisure centres, sports centres), on a more frequent basis has increased. Those participating once a week or more has risen from 23% in 2003 to 26% in 2005. However, the overall number of residents visiting or participating in leisure pursuits increased from 24% in 2003 to 29% in 2005.

Over a quarter of people who answered the questionnaire said that they had not visited or participated in local leisure pursuits in the last 12 months. Less than 15% of respondents said they participated more than once a week.

Figure 8: How often respondents participate in physical activity (30 minutes of continuous exercise of a moderate level).

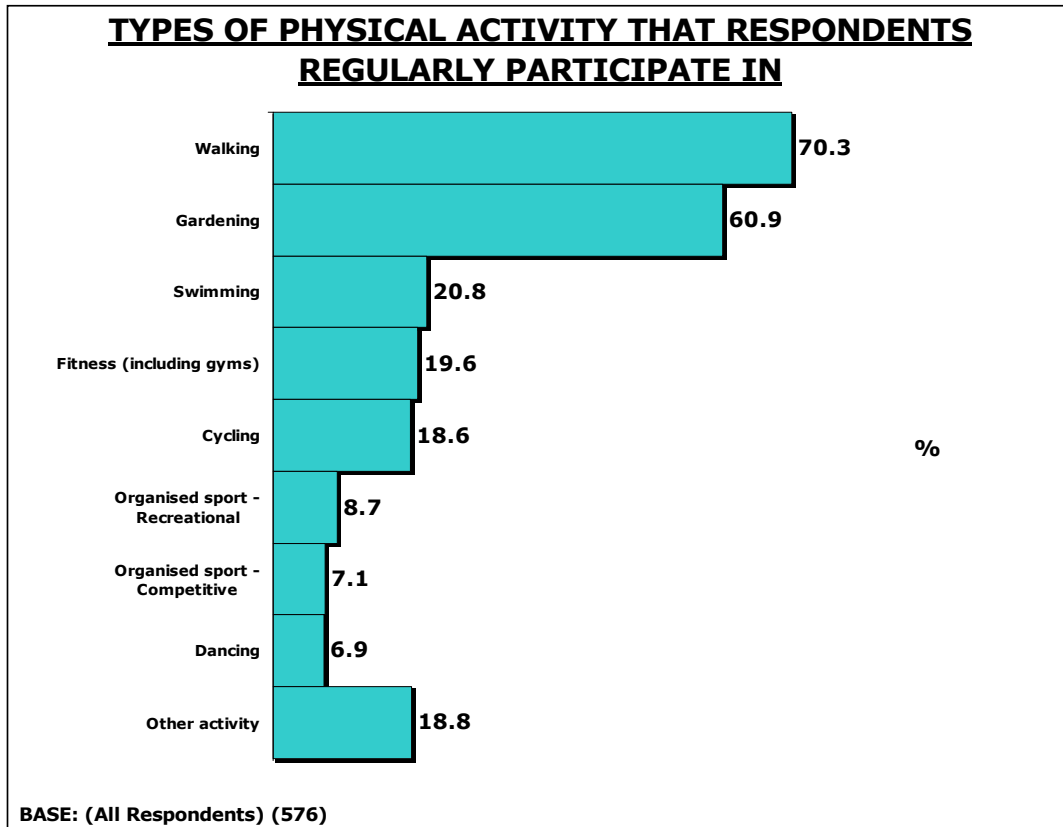


Residents participating in physical activity twice a week or more has fallen from 58% in 2003 to 51% in 2005. There has been a rise in those never participating in physical activities from 21% in 2003 to 26% in 2005.

By area, almost 18% of Avon residents said that they participated in local leisure pursuits more than once per week, compared with less than 9% of Dassett residents. Almost one fifth of Stour residents took part once a week yet 38% of Arden residents, as opposed to 22% of Avon residents, stated that they had not participated in local leisure pursuits in the last 12 months.

By area, over one fifth of Stour residents took part in physical activity more than five times per week, compared with less than 8% of Arden residents. Almost one tenth of Dassett respondents took part once per month, compared to less than 2% in Avon and none in Stour.

Figure 9: The type of physical activity respondents regularly participate in.

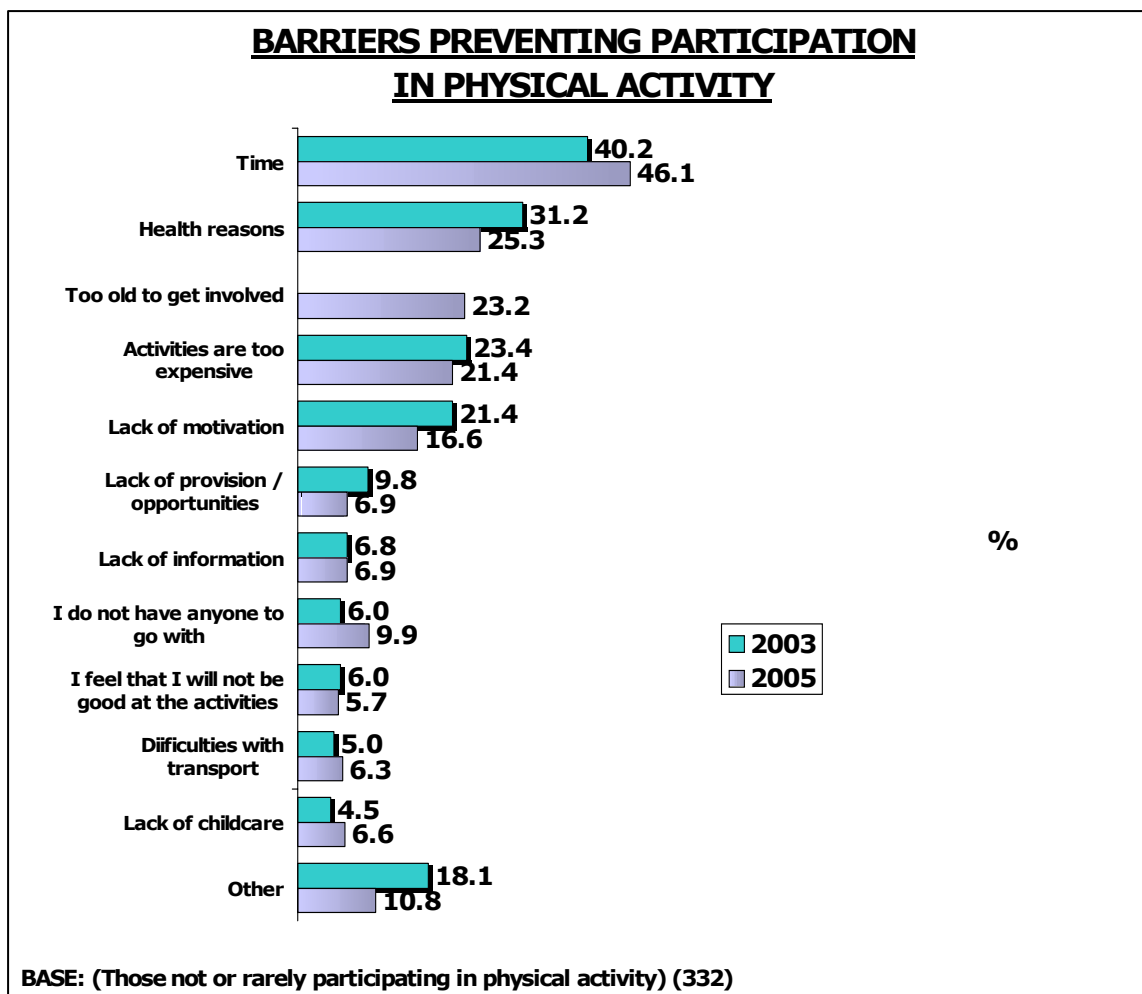


By far the two most popular forms of physical activity are walking (70%) and gardening (61%).

Table 7: 108 other activities were mentioned (summaried below).

(5% or more)	Nos.	%
Golf	20	18.5
Running/jogging	17	15.7
Housework/children/work	16	14.8
Racket sports/tennis/badminton	7	6.5
Yoga	6	5.6
Horse riding	6	5.6
Boating/sailing/rowing	6	5.6

Figure 10: Barriers preventing participation in physical activity.



The barriers preventing people from undertaking physical activity continue to be time 46% (up 6% on 2003), health reasons (25%), age (23%), too expensive (21%) and a lack of motivation (17%). 43% of respondents said they would like to use the Council's sport and leisure services more often.

**Table 8: Sports and leisure service available in the District
2003 Results**

(This question includes no response)	Heard of	Ever used	Like to use if could
Arts workshops and activities during school holidays	336 45.4%	46 6.2%	29 3.9%
Sport & leisure activities during school holidays as detailed in the Hi Five leaflet	237 32.0%	39 5.3%	12 1.6%
Sports equipment bank (which loans sports, arts and games equipment)	65 8.8%	16 2.2%	39 5.3%
Information/advice service for sports & arts development	101 13.6%	24 3.2%	33 4.5%
Sports coaching sessions, e.g. basketball, short tennis, football	251 33.9%	45 6.1%	19 2.6%
Disability sports sessions (SWADS Action Packed)	76 10.3%	10 1.4%	13 1.8%
Activities for older people, e.g. bowls	221 29.9%	24 3.2%	37 5.0%
District-wide transport schemes which take children from rural villages to leisure facilities in school holidays	104 14.1%	13 1.8%	17 2.3%
Advice on lottery & other community grants	128 17.3%	29 3.9%	28 3.8%
GP Referral Scheme	95 12.8%	18 2.4%	24 3.2%
Youth Games	72 9.7%	11 1.5%	8 1.1%
Race for Life	217 29.3%	34 4.6%	8 1.1%

**Table 9: Sports and leisure service available in the District
2005 Results**

(This question includes no response)	Heard of	Ever used	Like to use if could
Grants for sports clubs	305 49.4%	23 3.7%	36 5.8%
Sport & leisure activities during school holidays as detailed in the Hi Five leaflet	237 38.4%	50 8.1%	30 4.9%
Information/advice service for sports & arts development	152 24.6%	18 2.9%	30 4.9%
Sports coaching sessions, e.g. basketball, short tennis, football	194 31.4%	35 5.7%	21 3.4%
Disability sports sessions (SWADS Action Packed)	85 13.8%	11 1.8%	12 1.9%
Activities for older people, e.g. bowls	208 33.7%	23 3.7%	38 6.2%
District-wide transport schemes which take children from rural villages to leisure facilities in school holidays	98 15.9%	7 1.1%	14 2.3%
Play areas maintained by SDC	239 38.7%	82 13.3%	13 2.1%
Advice on lottery and other community grants	161 26.1%	25 4.1%	28 4.5%
Exercise Referral Scheme	59 9.6%	13 2.1%	14 2.3%
Greater Warwickshire Youth Games	66 10.7%	14 2.3%	6 1.0%
Race for Life (5km fun run)	264 42.8%	36 5.8%	17 2.8%

**Table 10: Sports and leisure service available in the District
Differences between 2005 and 2003 results**

	Heard of	Ever used	Like to use if could
Grants for sports clubs	-4.0%	-2.5%	+1.9%
Sport & leisure activities during school holidays as detailed in the Hi Five leaflet	+6.4%	+2.8%	+3.3%
Information/advice service for sports & arts development	+11.0%	-0.3%	+0.4%
Sports coaching sessions, e.g. basketball, short tennis, football	-2.5%	-0.4%	+0.8%
Disability sports sessions (SWADS Action Packed)	+3.5%	+0.4%	+0.1%
Activities for older people, e.g. bowls	+3.8%	+0.5%	+1.2%
District-wide transport schemes which take children from rural villages to leisure facilities in school holidays	+1.8%	-0.7	-
Play areas maintained by SDC	N/A	N/A	N/A
Advice on lottery and other community grants	+8.8%	+0.2%	+0.7%
Exercise Referral Scheme	N/A	N/A	N/A
Greater Warwickshire Youth Games	+1.0%	+0.8%	-0.1%
Race for Life (5km fun run)	+13.5%	+1.2%	+1.7%

Respondents were asked to indicate which, if any, of the sports and leisure facilities available in the District they had heard of, ever used or would like to use if they could.

In 2005, half of those responding were aware of the grants for sports clubs, 43% the Race for Life and 39% the SDC play areas. Less than one in ten residents were aware of the Exercise Referral Scheme.

13% of those surveyed had used the play areas. The activity that residents wish to participate most in the future, are the activities for older people.

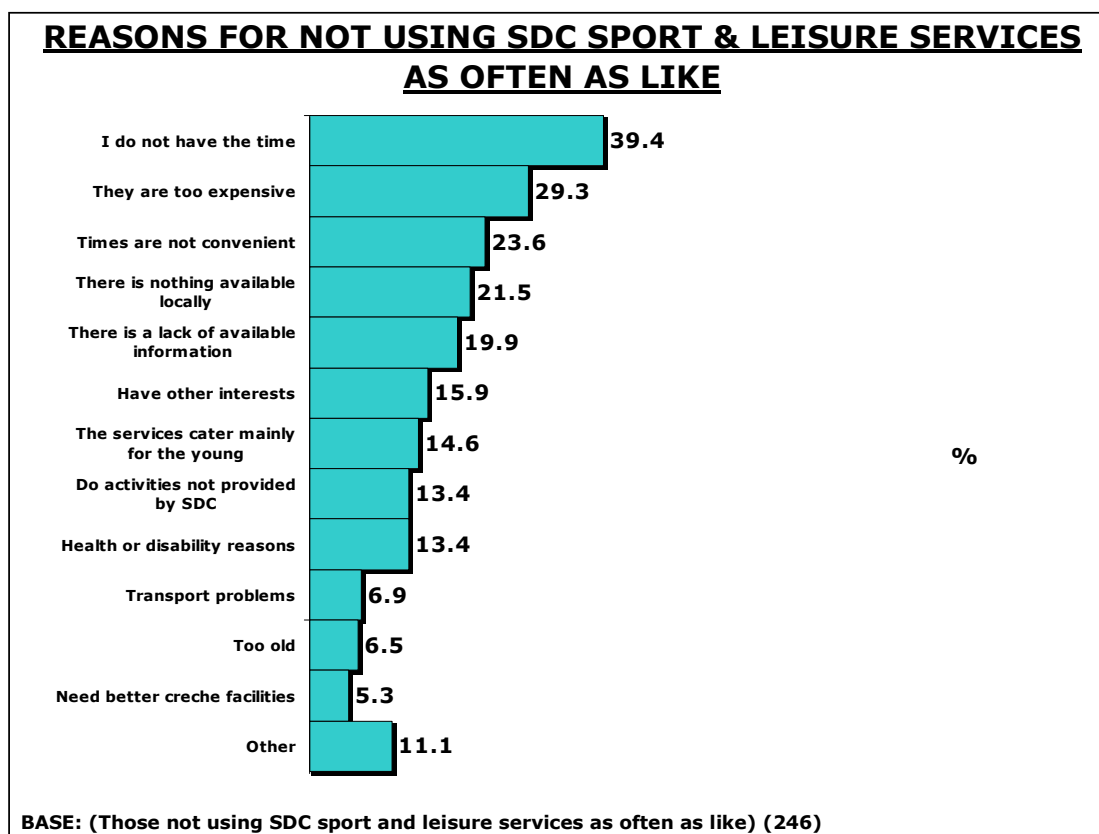
The highest increase in awareness levels were for the Race for Life (up 14% on 2003), information/advice service for sports and arts development (up 11%) and advice on lottery/other community grants (up 9%). Awareness had gone down in respect of sports coaching sessions and grants for sports clubs.

Usage was similar overall compared with 2003. However, there was a 2.8% increase for sports and leisure activities during school holidays and a 1.2% increase for the Race for Life. Respondents wish to take up more of the activities available in the school holidays.

By area, with regard to sport and leisure activities during school holidays, as detailed in the Hi Five leaflet, almost one quarter of Avon residents and over a fifth of Dassetts residents had actually used them, compared with only 7% of Arden residents. However, over a fifth of Arden residents actually stated that they would like to make use of the activities if they could, compared with only 3% of Stour residents.

Also by area, when asked about the Greater Warwickshire Youth Games, only 2% of Avon residents would like to make use of them if they could compared with over three in ten Arden residents. Almost nine out of ten residents in the Avon area had heard of the Games, yet just over six out of ten residents in the Arden area had.

Figure 11: Reasons given by respondents (who stated that they would like to use SDC’s sport and leisure services more often) for not using them as often as they would like.



43% of residents would like to use SDC’s sport and leisure more often than they do. Four out of ten residents do not have the time; 29% say it is too expensive; and a quarter claim the times are not convenient.

A total of 28 respondents gave other reasons for not using the sports and leisure services available in the District as often as they would like to. These are listed in detail in the Appendix.

By area, when asked why respondents do not use them as often as they would like to, over 36% of Arden residents, a third of Dassetts residents and almost three out of ten Stour residents said that there was nothing available locally whereas less than 9% of respondents said that in the Avon area. Almost half of Avon respondents gave not having the time as their reason compared to less than three out of ten Stour and Arden residents.

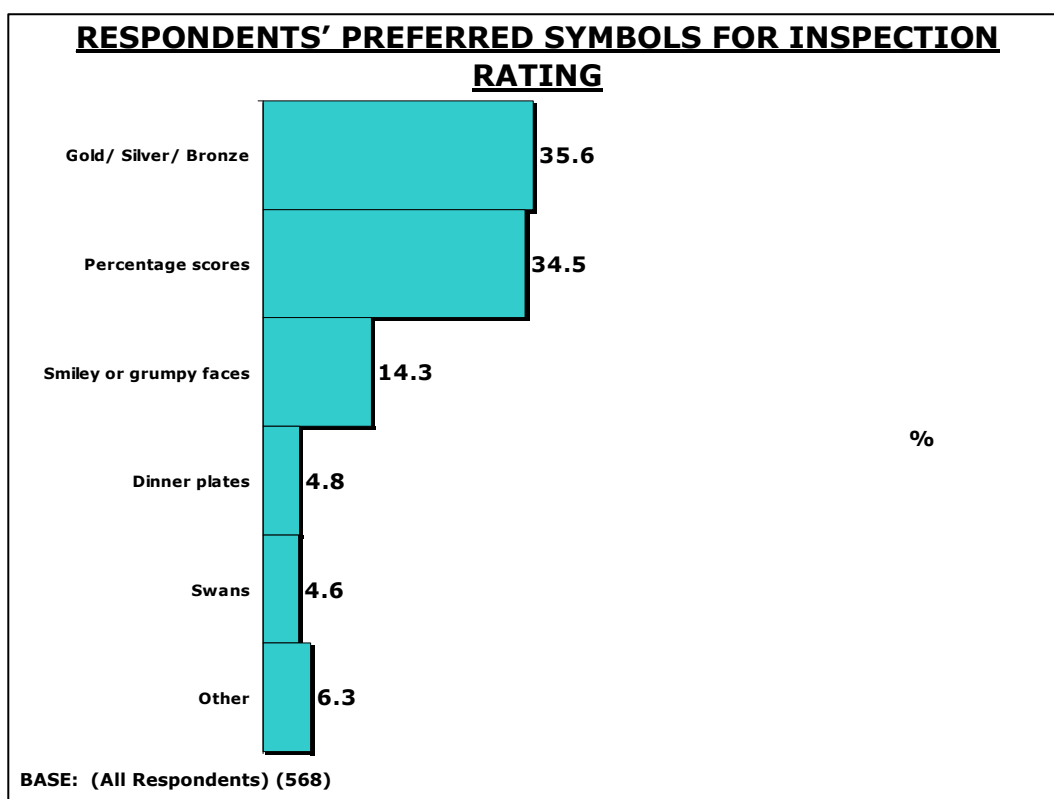
4.5 Food Safety

Table 11: Responses given as to whether respondents would like to see information about food safety inspections displayed at restaurants and cafes.

2005		
	Nos.	%
Yes	492	82.3
No	33	5.5
Makes no difference	63	10.5
Don't know	10	1.7

More than eight out of ten people want to see information about the Council's food safety inspections displayed at restaurants and cafes.

Figure 12: Respondents' preferred symbols for inspection rating.



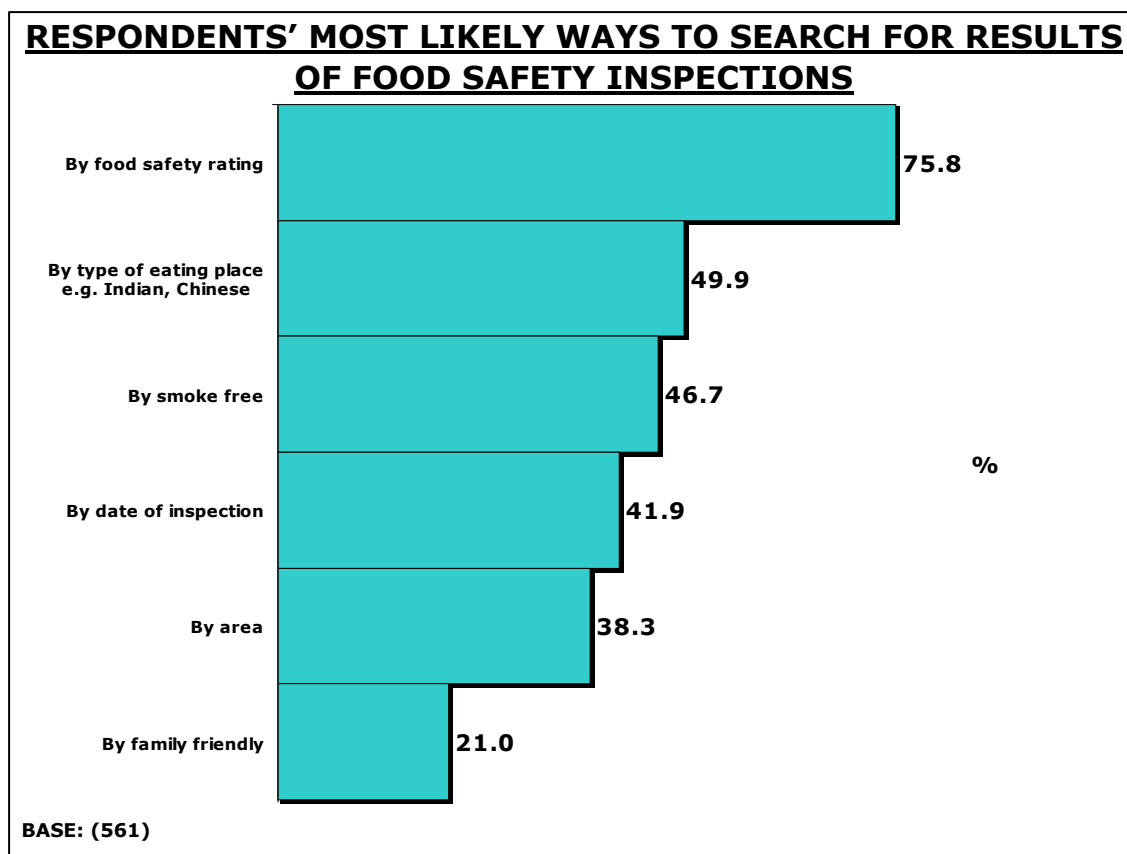
The Council is investigating the best way of displaying the results of the inspection. Over a third want to see either gold/silver/bronze symbols or percentage scores used to indicate the inspection rating. A total of 33 respondents made other comments. These are listed in detail in the Appendix.

Table 12: Responses given when asked if the information would influence their choice of eating place.

2005		
	Nos.	%
Yes	513	86.1
No	41	6.9
Don't mind	13	2.2
Don't know	29	4.9

86% of residents suggested that the information would influence their choice of eating place.

Figure 13: Respondents' most likely ways to search for the results of food safety inspections on the website.



Respondents were most likely to search for the results of food safety inspections on the website by food safety rating.

4.6 Community Plan Monitoring

The Stratford District Community Plan (the future to 2015) is prepared by the Stratford District Partnership. The Partnership brings together organisations from the public, voluntary and private sectors, which are committed to working together to improve the quality of life in the district.

Over six out of ten of those surveyed have not been actively involved with at least one local community or voluntary organisation in the last 12 months.

Respondents were asked if they have been actively involved with at least one local community or voluntary organisation in the last 12 months: 38% said yes, 62% said no. Of those who said yes, only 14% had joined their local community or voluntary organisation within the last 12 months.

Over six out of ten of those surveyed have not been actively involved with at least one local community or voluntary organisation in the last 12 months.

Table 13: On average, the number of hours per week respondents undertake activities for the local community or voluntary organisations to which they belong.

2005		
	Nos.	%
1 to 3 voluntary hours	113	56.2
4 to 10 voluntary hours	70	34.8
11 to 20 voluntary hours	11	5.5
21 or more voluntary hours	7	3.5

The majority of residents working for a community or voluntary organisation do so for one to three hours per week.

Table 14: Respondents were asked to indicate how easy or difficult they find it to access key services, e.g. doctors, bank, councils.

2005		
	Nos.	%
Very easy	186	31.0
Quite easy	260	43.3
Neither easy or difficult	96	16.0
Quite difficult	49	8.2
Very difficult	9	1.5

Three-quarters of those surveyed found it either very or quite easy to access key services.

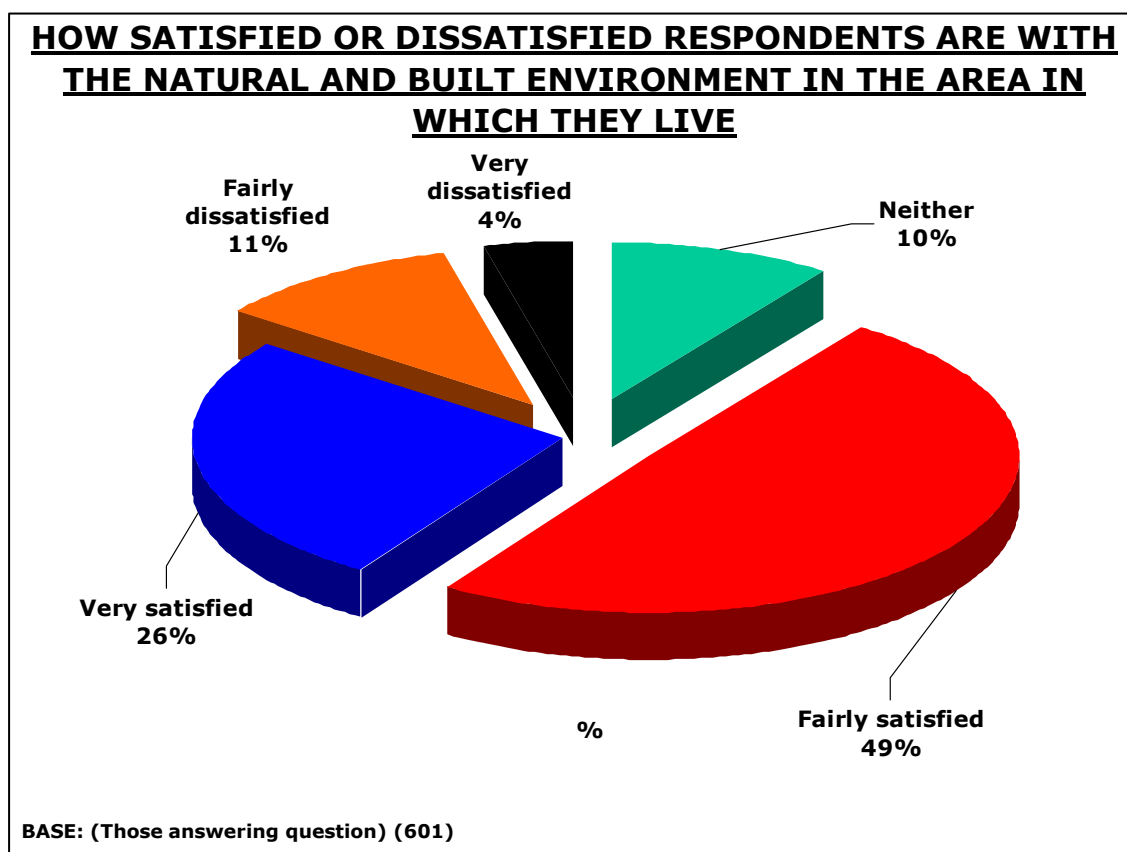
By area, over 53% of Arden residents found it quite easy to access key services compared to less than four out of ten Avon residents. Over a fifth of Avon residents stated that they found it neither easy or difficult compared to less than 8% of Arden residents.

Table 15: The approximate percentage of respondents' journeys within Stratford District, which are undertaken on foot, by cycle or by public transport.

2005		
	Nos.	%
0%	142	28.0
1 - 5%	74	14.6
6 - 10%	94	18.5
11 - 20%	40	7.9
21 - 30%	24	4.7
31 - 40%	6	1.2
41 - 50%	45	8.9
51 - 60%	10	2.0
61 - 70%	7	1.4
71 - 80%	27	5.3
81 - 90%	12	2.4
91 - 100%	26	5.1

The approximate percentage of respondents' journeys within Stratford District which are undertaken on foot, by cycle or by public transport are shown in Table 15 above. 72% of residents make some of their journeys by foot, cycle or public transport.

Figure 14: Level of satisfaction or dissatisfaction with the natural and built environment.



Over three quarters of respondents are either fairly or very satisfied with the natural and built environment in the area in which they live.

By area, only one fifth of Avon residents were very satisfied compared with almost a third of residents in Stour, Dassett and Arden. Only 2% of Stour residents were neither satisfied nor dissatisfied with the natural and built environment in the area in which they live compared with almost 13% of Dassett residents. However, only 5% of Dassett residents said they were fairly dissatisfied compared with almost 14% of Avon residents.

4.7 Making Payments

Almost six out of ten respondents prefer Direct Debit as their payment method to Stratford District Council. Less than 4% wished to pay via a secure Internet site.

Table 16: Respondents' preferred method of making a payment to Stratford District Council.

	2005	
	Nos.	%
Direct debit	349	58.7
Posted cheque	73	12.3
Pay at Council offices	42	7.1
At the Post Office	38	6.4
Standing order	28	4.7
Credit card payment over the telephone	26	4.4
Via a secure internet site	23	3.9
Debit card payment over the telephone	16	2.7

APPENDIX

Comments made on specific questions.

Housing issues important to residents

Other reasons given as to why respondents do not use the sports and leisure facilities services available in the District as often as they would like to

Other comments respondents made when asked what symbols they would like to see used to indicate the inspection rating

HOUSING

Respondents were asked to write down the issues they think are important in respect of housing. Results are as follows: -

- 1: information regarding housing association, housing for single people should be sent out automatically to individuals at the age of 18, or when they leave full time education. My children have little idea of how to get their names on any sort of housing list
- 4: roads, schools
- 9: housing priority lists would be rated with low to high 1-9. People with a high rating for local families whose children will be our next generation to local contributors. Non contributors especially migrants and singles should not be high rated so we discourage outside intakers
- 11: no more luxury houses and apartments. 1/2 bedroom houses for single people, young families, disabled people should be provided. We should not be providing people with second homes and investments. Stratford's infrastructure cannot cope with further house building
- 12: second homes should be taxed and monitored as to use
- 13: I am in a maisonette and was put there when my kids were 3 and 2 weeks old. They need a garden as all kids need a garden and my kids can't play out because they do not have a garden and it is wrong. You put me here when i had a double pushchair and i had to get it up and down stairs with two small kids a pushchair and shopping. I now suffer with a bad back
- 16: we live in a 4 bedroomed house. We would like to remain living in nap ton but there are no smaller houses or bungalows for us to move into within walking distance of post office village hall etc
- 17: the average number of houses being built in Stratford - especially the larger developments. With all the large developments there are now far too many houses in Stratford and once they are all inhabited (if indeed they get sold) the town will grind to a halt. The road and service infrastructure cannot cope with the number of people. Everyone i have spoken to agrees that Stratford has taken a turn for the worse in the last 5 years
- 20: the ability of the local community to assimilate people who are introduced into the local community by actions the council have taken
- 21: fully utilise brownfield sites
- 27: all of my 4 children had to set up their own homes out of Stratford. There is little hope of renting from swha due to many properties being sold and not replaced
- 29: need to avoid any more development of overly dense estates which appear to be creating inner city housing estates in a small market town
- 30: the scale and locations of new developments. At the present rate we shall pay dearly via congestion and social problems etc for pushing short-term objectives with little regard to long term expense and problems, Telford district and Lichfield provide excellent examples
- 32: I am aware that people have problems from tenants of housing association flats and houses which are within the locality of privately owned homes. I also know of an elderly lady who was living underneath a flat occupied by a young man who played loud music and had a dubious occupation. She was too nervous to complain so i would like to see more help in these cases
- 36: more affordable houses throughout the district. This is ok but who decides what is affordable? OK to say but low income people would seem are always low whatever council level is decided
- 46: stop developers building 5 bed homes, it just drives locals away and brings commuters into the town. It will kill the town in the long run or is that what the council wants just a tourist town
- 52: support the local communities to enable community cohesion and family members to afford local house prices
- 53: more affordable housing, providing more information
- 62: apart from providing affordable houses i believe we have enough houses in Stratford. Further house building will be detrimental to the environment and infrastructure of the district. Congestion, overcrowding and shortage of some facilities is already a problem

- 65: teenage single mothers ought not to be rewarded automatically with houses, thus taking preference over logistical, young married couples who have to wait their turn over a long period. If single teenage mothers were forced to live with their parents the parents might just remind themselves that if they had showed more responsibility in bringing them up, i.e. not having them roaming the streets until the small hours they wouldn't have the problem in the first place
- 67: just rented property
- 68: there is far too much new housing particularly large estates in Stratford and surrounding towns/ large villages. The infrastructure is already overloaded
- 74: more parking spaces off the road especially on narrow roads
- 77: the issue of energy efficiency and recycling is important. Too many new houses have to many bathrooms which is a strain on natural resources and all houses should have the opportunity to improve their energy using by providing information, supplier of these products cladding, insulation, heating and lighting etc at a discount or reasonable price
- 81: too much house building has already taken place. It just draws in more people from other parts of the country and beyond
- 82: the standards of building should not be allowed to fall purely to get more houses
- 83: council housing for young people willing to leave home and start their own home. But not funded by benefit or council tax
- 86: local plan for housing supply. No development in local villages should be reviewed
- 92: in rural areas where public transport is limited ensure all planning applications include off road parking. When swaha tenants buy their houses they should build off road parking. In our village emergency vehicles would be hard pressed to get round
- 93: the need to build only small houses on small sites for young/old local people in every village/town throughout the district, not large 4 bed detached houses and do not concentrate them in large developments in Stratford
- 94: housing society properties need monitoring re gardens, upkeep of fences etc. Overcrowding in properties seems to go unchecked
- 96: bungalows and flats become empty, at the same time 3 bed houses are occupied by 1 person who remains. It is illogical for a family to be disallowed accommodation in a house that 1 person usually old and from a dwindled family finds too large anyway especially as a local flat or bungalow would be more suitable. The original constitution could state that there be no 3 beds for 1 person
- 98: it is difficult for one to comment on any of the above as one has no idea whether the council is coping with existing demand. Some facts and figures would have been helpful e.g. how many people homeless/ on the housing list/in need of accommodation
- 99: housing associations should have more means of deadline with problem tenants
- 103: priority should be given to help people who are or who want (really want) to work as house prices are forcing certain workers out of the area and not those who have no intention of working. Why do we give our local drug addicts and dealers/ alcoholics new social housing instead of comprehensive rehabilitation. The money would surely be spent more wisely doing this
- 106: more care should be given when placing cap's, not everyone wants to live in oap properties - if you opt for a bungalow fine but a choice should be given. We lived in a tied property and had to get out when my husband was 65 - we were given no choice bungalow or nothing and have had 14 years of misery living in such a small place
- 107: housing issues seem to have improved with rough sleepers that i know now housed and single men with problems also now housed or moved to more suitable area
- 109: maintain a competitive market not flood it with large number of properties. Also who wants to spend £300k to live on an estate with 1-bed flats
- 119: drop the term affordable, if a house sells it is affordable to someone. The real problem is the disparity in incomes but not something the DC can do much about. So call the housing low cost or social for example
- 133: more sheltered housing schemes to accommodate the increasing elderly population - this to include sheltered villages to overcome the fear factors
- 134: i feel that housing is seemingly available to people on benefits/ homeless people who have a very ability to earn their own money with which to purchase a house
- 137: for the young people of Stratford who are trying to get on the property ladder need more help and advice. It is my believe that some new housing developments do have buy/let system, however i have been informed that they are mixed in with people who have

- social problems etc. Surely "normal" young people would rather be in a better environment if you see what i mean without sounding like a social snob
- 140: it is difficult to give an opinion on the issues marked in col 3 because i do not know the current situation. The issue i consider most important is the over development of Stratford township with remitting loss of green space and congestion in order to meet government housing targets. If these targets must be met (i consider Stratford a special case|) then a village or villages in the district should be developed on a larger scale to meet the need
- 142: the impact of new housing on traffic and the environment. Worsening traffic situation cannot be ignored in Stratford and if Stratford sprawls much further villages risk losing their identity and becoming suburbs
- 143: i think we have enough houses in Stratford so no more please
- 146: yes- ideally i would like you to look more deeply into special needs. The man i have in mind is Chapel Street in Wellingborough where he was born. In fact he lives alone and has ill health unable to climb the stairs yet somehow still does. Why not get him in willets house or a bungalow before it is too late
- 147: development companies being allowed to build 3 storey buildings on new developments. Standard of architecture to development near town centre- affordable housing will never appear when planning is allowed to fill so called low cost housing to speculators to let as it keeps property prices high
- 153: it is the support that is important. Vulnerable people can easily be resented if they are not helped to be good residents and neighbours
- 154: why do people who do not contribute anything to society go to the top or the list while working people with children or married have to wait but other less sensible people go straight in (well who are the sensible ones) those who do not work get a council house then benefits
- 159: Stratford upon Avon already has too much housing. Putting too much pressure on roads schools medical facilities etc. Too much existing housing is occupied by people who work outside the district or whose main residence is outside the district
- 161: being able to upgrade housing association houses as your family grows
- 162: building too many houses in Stratford and surrounding village. We have well over the quota required by the ODPM
- 165: re-use of empty properties. More creative and enabling planning. More help with money to refurbish and bring existing homes up to standard
- 167: schools in new development areas are a priority. There are not enough schools primary or secondary to cope with the volume of new housing
- 173: yes i think that hardworking people on low incomes should go to the top of the housing list and not people who spend there benefits on drugs and alcohol and still get into new rented housing whilst others wait 2 years or more
- 174: ensuring that new housing developments should whenever possible be directed at brownfield sites and white land
- 177: more and better insulation grants for all housing private and public
- 178: to keep the district from falling to the lowest common denominator quality housing should also figure in the council calculations
- 179: developing a strategy for housing for local needs for local residents to buy through say a housing trust as against a housing association in particular for the elderly down sizing and young people outside if the means test but still unable to raise a big enough mortgage
- 192: the infrastructure of schooling, doctors and dentists must be taken into consideration on all housing schemes. Affordable housing in Stratford is still too expensive
- 193: we moved to the district in order to retire eventually in what was then a quiet and desirable place to do just that. The members of the council and local authorities seem to think it is their obligation to expand commerce and jobs in the area but i don't. City councils do that - it is where it belongs, but provide vastly improved public transport) to places of work etc
- 205: helping elderly to stay in their own homes, living independent lives, rather than going into homes
- 209: more affordable housing for single young males
- 214: like almost every other householder i consider the escalating council rates charges obscene and impossible to justify. in my opinion newly elected councillors automatically

- seek to impose expensive schemes on the general public. in a utopian situation well meaning councillors should take pride in reducing rates!
- 217: i see more flats/bungalows for the elderly being given to young people who i feel can make the elderly afraid in their own homes
- 218: there are too many new houses in the Stratford area. The whole character and charm of the district is being and will be destroyed by the building of new properties on our beautiful green belt land
- 220: the continued over development of Stratford town and surrounding area-more consideration towards local people
- 225: provide better infrastructure to support the increase in house/population. e. schools, better traffic systems, local shops etc.
- 226: campaign to encourage people to be more self reliant and not think it is someone else's responsibility to provide accommodation
- 229: stop housing people from outside the area, priority should be given to the residents, elderly and the young
- 230: no more housebuilding in Stratford town
- 235: it is not easy to say if more of anything is needed without knowing what the present is relative to the need
- 238: with an aging population, suitable properties for the elderly-in their own area-are important. I.e. bungalow or single floor accommodation-with warden and up to care homes, are needed
- 239: in spite of slight improvement in Banbury road, Tiddington road and Shipston road, the serious hold up at Bridgefoot makes very bad congestion at anything approaching busy times there should be a ring road the town clearly indicating routes to void the town centre. Lack of parking facilities is killing the business of the town. Shakespeare is not the be all and end all of the town
- 240: i can't understand why someone who already owns a flat and then has a baby is given a two bedroomed council flat
- 245: most affordable houses in the district have been sold off at great profit. Will building more, improve the situation or will they also be sold off to tenants at reduced prices. Then the district is back to square one
- 248: stop giving single mothers a house
- 250: where more houses are built in villages better shopping and transport should also be included. Also more mixture of ages. So school can stay open
- 255: don't think the council houses should have been sold so cheaply or sold at all then you would have more homes to put people in
- 257: there are far too many houses being built in town of Stratford especially infill in lovely residential road. No more blocks of flats should be built
- 258: the council should consider who they put/place and where they are placed, e.g. drug takers with elderly or residents with children. More support if problems with tenants not getting on
- 261: stopping the incessant and seemingly indiscriminate development of land, especially green field sites. For up market housing. Now that government targets have been satisfied no more land of any type should be allowed to be developed unless under council operated and controlled affordable housing schemes
- 262: deeply concerned over the amount of new housing developments in Stratford and the ability of the infrastructure to cope and the loss of that small towns feel
- 264: concern over provision of accommodation for the homeless/single parent/ special needs have resulted in an increasing burden on the tax payers and a burgeoning underclass of work shy who " know their rights". It is worth noting that economic migrants from the former soviet block have easily found rentable accommodation and employment. I think their ability to do so speaks volumes
- 265: i think that much more support should be made to strengthen "families" and reduce breakdown of relationships. Success will reduce the need for single accommodation and should reduce homelessness
- 267: how do all who have a housing problem know what help is available from the council - quickly
- 269: affordable housing should be reached without the need to keep building in Stratford
- 280: am opposed to government led schemes for development within green belt areas
- 281: the proposal by Bloor to build a quantity of houses in Alcester on the flood plain was fortunately turned down. We are anxious this problem does not raise it's ugly head

- again. We are a small town schools and medical services stretched. With threats to both Warwick hospital and the Alex at Redditch it seem ludicrous to increase houses and population without considering the vital consequences. Also to avoid flood plains is of primary importance particularly in the I
- 282: more starter homes for young married couples should be built
- 285: at present there is no consideration given to the building of even potentially eco friendly / attractive residences in country areas there seems to be no problem getting permission for large intrusive properties where a previous dwelling (however small) was. This is ridiculous as big spreading urban develop most are not attractive
- 295: i feel there is a need to provide rented housing in rural areas that is only available to those that have an established tie to areas. For instance those that have grown up in villages should be able to stay in their environment as they reach adulthood. Thereby keeping families close and provide a mixed age group community which provides all with support
- 307: too many homes being built in the district. No houses should be built which are to become 2nd homes-empty except for a few weekends a year
- 309: people with special needs and disabled should come first
- 314: there has been and still is far too much housing development in Stratford itself
- 315: stop screwing people who have worked hard to provide a good standard of living. Encourage do not penalise!
- 316: priority seems to be given to outsiders when council properties become vacant, instead of re-housing people who have lived and worked in Stratford all their lives
- 323: affordable housing should be close to sources of work to reduce traffic and transport costs. It is important to enable a balanced labour force providing the necessary range of services
- 326: there are already too many new houses built and more planned. Stratford is being destroyed and the infrastructure is under pressure. Doctors, dentists, schools and traffic are already or will be affected
- 328: tenants should be encouraged to look after properties and not leave rubbish and abandoned cars in front gardens
- 330: in providing more housing i would like more consideration to be given to ensure that the necessary infrastructure is also adapted to deal with the additional load-schools, roads, medical, parking etc.
- 334: please stop building housing developments in the town and on the outskirts. It's ruining the town, impacting on traffic and Stratford doesn't have the infrastructure in terms of schools, doctors, hospitals to support the volume of people
- 335: too many houses being built in Stratford-infrastructure will not support-schools full already-surgeries can't cope. Green belt being eroded. Don't agree with established houses south of river particularly being demolished to build 2 houses-character of road and town changing-becoming a dormitory area for Coventry and Birmingham
- 337: make sure private housing keeps up maintenance and problem solving. Parking and rights of parking need to be strongly assessed and controlled
- 341: the housing waiting list for single people is much too long
- 344: sheltered housing for Kineton
- 348: do not build more houses in places like Stratford unless adequate improvements are also planned for road systems/parking etc.
- 350: more attention to old folks homes. I.e. non slip floors in kitchens and bathrooms have been fitted, but step outside what have you got slippery smooth cement surfaces and uneven paths around house or bungalow
- 352: single parents should not be given houses to live in. Married couples with children should have priority
- 358: a lack of planning. As a consequence the approach to housing has been piecemeal and entirely ? To developers ????
- 362: planning not ? Developers to offer small, affordable homes when developing in small areas
- 363: affordable houses for young families
- 364: affordable housing for young families in the villages to keep them alive. Otherwise the schools will have insufficient children, the village populations will grow steadier older and more homogenous villages need new blood to renew themselves and keep the villages alive

- 367: affordable housing must only be available to people who are locals. Homeless people from outside the district should not be accommodated
- 368: the mixing affordable housing with privately owned property it does not work. There should be special separate estates for both. One bad apple will spoil it for the rest
- 374: new housing should be sited on Brownfield sites and not encroach on the countryside. Developments should include access issues, effects of increased transport and services should be an integral part e.g. schools, pubs, shops, surgeries etc.
- 387: houses are constantly being built which are not in keeping with the character of Stratford-standard square boxes with cheap doors and windows. Old town mews is a good example of houses house style is in keeping with Stratford's style and Tudor history the new estates are a disgrace
- 389: there are too many new houses being built in Stratford on Avon and district
- 395: why is it that people from outside the UK arrive here and get given council housing before UK nationals who are patiently waiting for council housing. England has become too soft!! We are forgetting our own people especially the elderly
- 397: Stratford has been swamped by recent new build of houses and not enough of them have been affordable to the young and single. The opportunity has been lost by allowing the wrong mix of houses to be built and there should now be a halt to further building until the town and infrastructure can recover
- 402: Stratford upon Avon's road network cannot cope at present with the Ruchbrook road area and the Alcester road area increased traffic volume without additional housing and in brown land or greenbelt land being built upon
- 405: grants for OAPS living in their own property, without being means tested
- 412: to ensure villages remain villages and Stratford does not become anymore spread out
- 416: disagree with q7 because there seems already an expression of social housing in S.O.A. i.e. unmarried young mothers with small children living in accommodation for which other people have to work all their lives to afford this
- 419: you encourage young girls to get pregnant by giving them flats etc.
- 426: the issues of homelessness are complex. Intervention by a local authority can some times ? A problem. E.g. if someone turns up from anywhere and pronounces him/herself homeless, one has ? Of cases where a person has been accommodated in b/b abuses this facility by taking drugs and makes no effort to get out of the situation. What that person needs is not b/b accommodation at taxpayers expense but a job and training!!
- 438: i have no objection to those in need being looked after, nut not the expense of those on waiting lists-unmarried mothers should not be given houses at the expense of those on waiting lists-hostels should be available
- 440: the system of allocating council property is grossly unfair. For example if you are an elderly childless couple or single you have no chance of renting property
- 443: access to sheltered housing should be priority for locals and should when tenancy taken not be unsupported by their own wishes
- 444: protect the green belt areas in the district. Plan housing carefully and to suit the people not to allow a few to profit from it whilst spoiling the countryside
- 446: the number of new houses in Stratford is ridiculous. None of the different infrastructure elements can cope:-roads, doctors surgeries, schools. The amount of new housing-it's style and location are making Stratford indistinguishable from any other county-town. Hardly world heritage centre or an exciting tourist destination
- 448: starter homes
- 455: more affordable housing for the young people in villages. We are losing the youth in rural areas at the present at the expense of the second home owners from cities who bring nothing into rural villages
- 456: planning permission process requires revision nationally as well as locally
- 458: be stricter on people who abuse the housing system. Make people work or remove benefits. Make people maintain their houses and clean their gardens or remove benefits. Create one area for people who abuse housing benefits
- 469: giving those in social housing temporary contracts that they can prove they are good citizens and deserve the housing they have been given-do not place drug addicts/sex offenders/violent offenders should not b put in areas with families/old people etc.
- 471: i think local people should have more first choice of properties, also elderly people are afraid when young men are housed in flats next to them, there life styles are so different, the young shout and play about late into the night, keeping the elderly aware

- and nervous long after midnight, it would help if the college in Alcester road provided out of hours place to meet up for the students mainly overseas students
- 475: i do not agree with building in green belt areas
- 476: social housing policy is inappropriate the vetting process for the type of people allowed into social housing is not rigorous enough. The reality is that gypsy and drug users are being allowed into these areas
- 483: single parents co-habiting and using the district resources when they have not contributed in any way
- 487: in planning re: housing work at infrastructure i.e. schools and GP premises to support this increased housing
- 489: more use of old plots of land outside Stratford for smaller retirement houses or bungalows. There are many of these and they would not upset any green belt or environmental problems
- 490: more detailed scrutiny of subsidised residents by claimants of income
- 492: the infrastructure must be able to cope with any increase of population
- 500: anti social people should be put at the bottom of the list-the law is too soft-a rent review, i pay far too much for a 2 bed damp flat. 90% of my clothes i throw away because they are mouldy-the entrance is squalid because of dirty neighbours-the kitchen and bathrooms are overdue for a replacement-better still demolish and re house me-they are awful and not worth the hard earned money i pay! What about a proper damp course?
- 502: single pregnant girls who have all the information on contraception appear to abuse the housing system to the exclusion of needy people. I do not agree with the provision of housing in such cases where they have preferential treatment. Parental responsibility should be the order of the day
- 508: i agree with the principal of people tax it is fairer. No government should tell their local councils how to spend their money from tax payers. Local needs are local with few exceptions. National labour government is a control freak - councils should make tax payers aware of this.
- 509: no more housing until you improve the infrastructure of the town
- 511: priorities given to genuine people who have made an effort in society and fell on hard times opposed to those who have contrived circumstances
- 512: attempt to stop people changing the of garages to dwelling accommodation thus creating additional parking problems in villages. There have been 7 such conversions in this line where i live where parking is a problem.
- 516: more affordable housing - re bungalows for older people.
- 517: crisis house for mentally ill for short term to avoid hospitalisation.
- 520: people born in town should be given priority in house allocation.
- 534: hostel accommodation and support for single people with housing difficulties. Better staffing at homeless office so homeless people do not have to wait one week for an interview. A disgrace.
- 540: i think social housing should not be included within nice residential areas
- 541: both Stratford and Alcester are becoming over developed with new building of housing estates, still nothing is done to address the issue of traffic and parking problems this causes. Need to provide sufficient infrastructure, schools, hospitals, doctors etc necessary for the large increase in population.
- 547: the road of social housing in private developments should rise, social housing should be interspersed in private developments and ghetto-used
- 548: why does the county council send town people to villages for county council housing or flats and expect local people to move to towns. People who live in villages should get a better chance i.e. given more points in that area
- 552: too much priority given to young irresponsible single mums who abuse the system. A way to live without working and invariably have a boyfriend with income living in the free subsidised property.
- 553: i think that young, homeless and single people should be prepared to help themselves and be ready to take what they can and do some work to make a place a home. My age group had nothing given to us, i asked for help but was told you have make your own bed etc. I now look back at what i have now and am proud that no one helped.
- 563: too many gaps being filled in by developers taking every available place. Do the planners ever think before giving permission to the impact on roads, car parking and the general congestion. No good doing surveys after the stable door is shut.

- 570: social housing has a place in every development but more care needs to be taken in the selection to avoid confrontation and disagreement with the home owners. Follow up on suitability.
- 573: advise elderly person in media and local news better i.e. free paper not available in some areas
- 578: i think it is wrong to grant planning to building firms who claim to be building affordable housing for young couples and single when the starting prices of these homes are well above the prices that these people can afford.
- 588: there is too much development on the outskirts of Stratford. The town is unique and a world heritage and should be cared for as such. It is not just another town so different rules should apply. The council is stripping the town of it's individuality and turning it into yet another new town within acres of over development. It is wholly inappropriate for this to be happening in Stratford. Shame on the council for their lack of for thought and vision.
- 594: while i agree that we do need houses flats etc id do think that Stratford is being spoilt with all the building that is going on.
- 602: a return to affordable rented short or long term property owned by local authority.
- 603: reduce housing density and provide more gardens to avoid creating the slums of the future
- 610: it seems there is a huge increase in housing in the area but very few first time buyers can actually afford it
- 615: we should not exceed the government targets for new housing
- 617: although i agree with providing housing for all i feel that no more building should be allowed in our area

SPORTS DEVELOPMENT AND PHYSICAL ACTIVITY

Other reasons given as to why respondents do not use the sports and leisure facilities services available in the District as often as they would like to:-

- 7: never got round to it
- 12: not made aware of opportunities
- 18: Bidford needs more sports facilities gym and swim
- 22: new swimming pool too small. Pool in s.o.a is shocking & desperately needs refurbishing. For serious swimming this is the only pool long enough - build bigger pools or renovate Stratford please
- 94: would like to play bowls
- 103: be good if squash club part of leisure centre membership
- 105: only have family swims Saturdays and till 3 Sunday
- 134: not aware of many of them
- 154: swimming is rarely open to public as school use it
- 183: not got round to it yet
- 184: local facility & management poor & inflexible
- 192: pool available too late at night
- 237: too lazy
- 255: pensions don't meet expensive clubs
- 262: swimming times stop too early
- 264: no public transport, car park poor, expensive
- 265: shortage of parking
- 294: no one to go with
- 315: retired living in Earlswood
- 323: no ice skating over winter
- 364: work, husband works abroad, babysitters expensive
- 366: new leisure centre opened but not running fully
- 375: price of car park
- 423: would be good to know what facilities i could use
- 457: tennis facilities are poor
- 461: parking at Stratford too expensive
- 474: old but not too old
- 515: got into bad habit of not exercising

FOOD SAFETY

Other comments respondents made when asked what symbols they would like to see used to indicate the inspection rating:-

- 1: star (5 star range)
- 18: stars
- 20: this question does not deserve an answer
- 37: what do other councils do, a similar scheme. If all councils do different schemes/becomes confusing
- 46: pass or fail with reason for failure and areas for improvement listed
- 48: this is a silly question. Not knowing context of inspection results it's not possible to decide
- 52: don't know what are you measuring
- 61: a waste of resources and money
- 91: knives or forks
- 107: not bothered as long as it was clear and understandable
- 123: pass/ fail with narrative comments
- 133: 1,2,3, stars
- 145: not bothered
- 148: stars
- 170: why does it matter
- 174: what is the matter with stars
- 219: none
- 261: cut out gimmicks and set out in plain English
- 265: % scores + details of shortcomings technical/equipment failure would not worry, poor hygiene would
- 267: date of inspection + score for last 3 inspections
- 275: a-f grades like in California
- 304: environmental/public health certificate displayed with date/rating
- 307: % gained in tests
- 399: none too much red tape
- 413: written comments under subjects with a score
- 416: should be kept confidential
- 438: what a load of nonsense. Is this how council tax is spent
- 455: an honest straightforward 1-5
- 461: a rating of 1-10
- 463: open competition for suitable symbol
- 508: it's good to know there are inspections
- 516: hygiene report.
- 609: star or 3/10 type why invent something new to have to recognise