



# **GREAT ALNE HOUSING NEEDS SURVEY**

**Commissioned by Great Alne Parish Council  
in partnership with  
Warwickshire Rural Community Council**

**Analysis by Phil Ward  
Rural Housing Enabler  
Warwickshire Rural Community Council**

**May 2010**

# CONTENTS

1. **Summary of Results**
  2. **Introduction**
  3. **Planning Context**
  4. **Results – Contextual Information**
    - i) Age Profile
    - ii) Household Size Profile
    - iii) Housing Tenure Profile
    - iv) Housing Type Profile
    - v) Housing Size Profile
    - vi) Housing Type and Size Profiles Cross Referenced
    - vii) Life in the Parish ; Positive and Negative Aspects
    - viii) Outward Migration From the Parish
    - ix) Support For a Small Housing Scheme Based on Local Needs
  5. **Results - Housing Needs Information**
    - i) Reason(s) for Housing Needs - Breakdown
    - ii) Local Connection – Breakdown
    - iii) Housing Register / Waiting List - Breakdown
    - iv) Preferred Tenure - Breakdown
    - v) Preferred Size and Type - Breakdown
  6. **Determination of Specific Housing Needs**
  7. **Conclusions**
  8. **Recommendations**
  9. **Acknowledgements**
  10. **Contact Information**
- Appendices A, B, C and D**

## 1. Summary of Results

232 Housing Needs Survey forms were distributed and 82 forms were returned. This equates to a response rate of 35%, which is considered to be good for a survey of this type.

Seven respondents expressed a need for alternative housing.

The specific housing needs are for ;

### **Rented from a Housing Association**

3 x 2 bedroom houses  
1 x 3 bedroom bungalow  
2 x 3 bedroom houses  
1 x 4 bedroom house

## 2. Introduction

Great Alne Parish Council commissioned a local Housing Needs Survey in March and April 2010.

The aim of the Survey was to collect accurate housing needs information for Great Alne Parish. This information can be used in a number of ways, but perhaps the most important is to help justify a small scheme of affordable homes for people with a local connection. This type of scheme is referred to as a 'Rural Exception' scheme, because the development of new homes in rural areas is an exception to normal planning policy.

The Survey form was essentially a standard document used in Parishes across Warwickshire. A copy of the Survey form was delivered to every home in the Parish. Additional copies of the form were available for people not currently living in Great Alne. A copy of the form can be seen as Appendix A to this Report.

All households were requested to fill out Part 1 of the Survey form. The first segment in Part 1 was designed to collect information on household composition and property tenure, type and size. The second segment was an opportunity for residents to comment on specific issues in order to build up a profile of positive and negative aspects to life in the Parish. The final segment asked whether any member of the household had left the Parish to find affordable or suitable accommodation and whether or not they would be in favour of a small scheme of new homes to meet locally identified housing needs.

Only households with or containing a specific housing need were asked to complete Part 2 of the Survey form. This asked for respondents' names and addresses and other sensitive information, eg financial details. Respondents

were assured that any information they disclosed would be treated in the strictest confidence.

Completed Survey forms were posted via a 'Freepost' envelope to the Rural Housing Enabler. Analysis of all the information provided took place in May 2010.

### 3. Planning Context

Planning policy at all levels (national, regional and local) imposes considerable restraint on new housing development in rural areas. There is, however, capacity for this restraint to be relaxed in exceptional circumstances, but only where new housing meets an identified local need for affordable homes.

Policy CTY.5 of the Stratford-on-Avon District Local Plan 1996-2011 provides the local planning policy mechanism for 'Rural Exception' schemes. The policy states ;

"The development, in exceptional circumstances, of affordable dwellings to meet local housing need in perpetuity may be permitted in settlements where residential development is normally resisted.

Such schemes will be supported within or adjacent to existing settlements provided that ;

- It has been demonstrated that there is a local and long-term need for affordable housing
- The content of the scheme reflects and can reasonably be expected to meet identified local need
- The scheme has been initiated from within the local community and has the support of the relevant Parish Council, or is identified in an adopted Parish Plan (or equivalent)
- Satisfactory prior arrangements for the management and occupation of the properties have been made to ensure that the homes to be provided will meet identified local housing needs, both initially and in perpetuity, and
- The need to ensure that other relevant policies of the Plan are not undermined in the location and design of the scheme"

'**Local need**' refers to need originating or relating to a particular village. For Parishes that contain more than one village, the housing needs of each village must be considered separately.

A household is considered to have a local connection if it meets one or more of the following '**Local connection criteria**' ;

- An individual who was born in the Parish
- An individual who currently lives in the Parish and has done so for at least 12 months
- An individual who was resident in the Parish for at least 3 continuous years but has left in order to find suitable accommodation
- An individual who works full time in the Parish and has done so for at least 12 months
- An individual with a close family member, ie mother, father, brother or sister, son or daughter resident in the Parish for at least 3 continuous years.

**'Affordable housing'** is defined as homes available to rent through a Housing Association at a low (subsidised) rent or homes available on a shared ownership basis. Shared ownership (sometimes known as 'Homebuy') is a middle ground between renting a property and full ownership. A 'shared owner' buys a share of the property, typically 50% initially, and pays rent to a housing provider, usually a Housing Association, on the remaining share. A 'shared owner' can usually increase their share of the property up to a certain limit, but they are not able to buy the property outright (under current legislation).

All new affordable homes provided as part of a 'Rural Exception' scheme are subject to a planning obligation, referred to as a **'Section 106 Agreement'**. This limits occupation of the homes to people with a local connection in the first instance and ensures that the homes remain 'affordable' in perpetuity.

#### 4. Results – Contextual Information

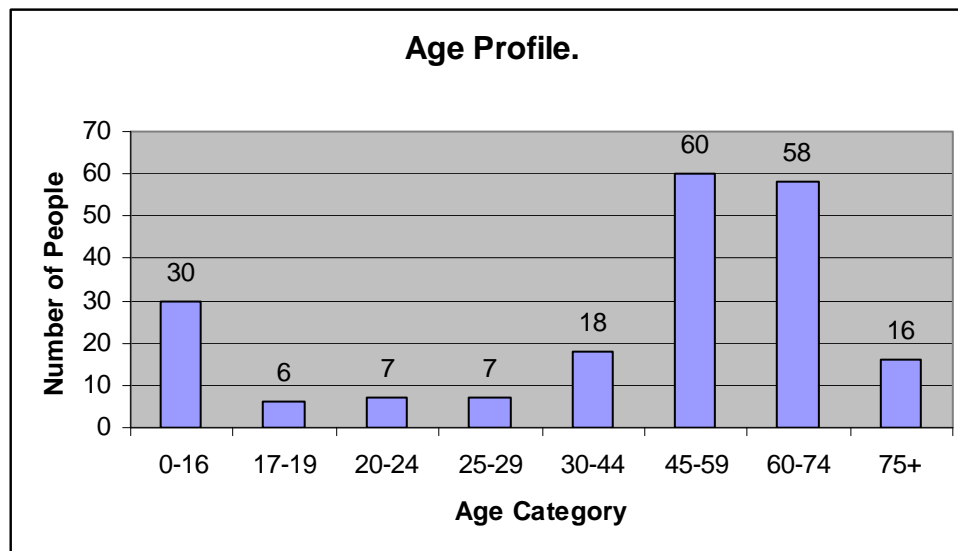
A total of 82 Survey forms were returned equating to a response rate of 35%.

This level of response is considered to be a good achievement for a Survey of this type because people generally respond for one of three reasons ;

1. To express a housing need.
2. To offer support in principle to the idea of a small housing scheme to meet local needs.
3. To state opposition to the idea of a housing scheme.

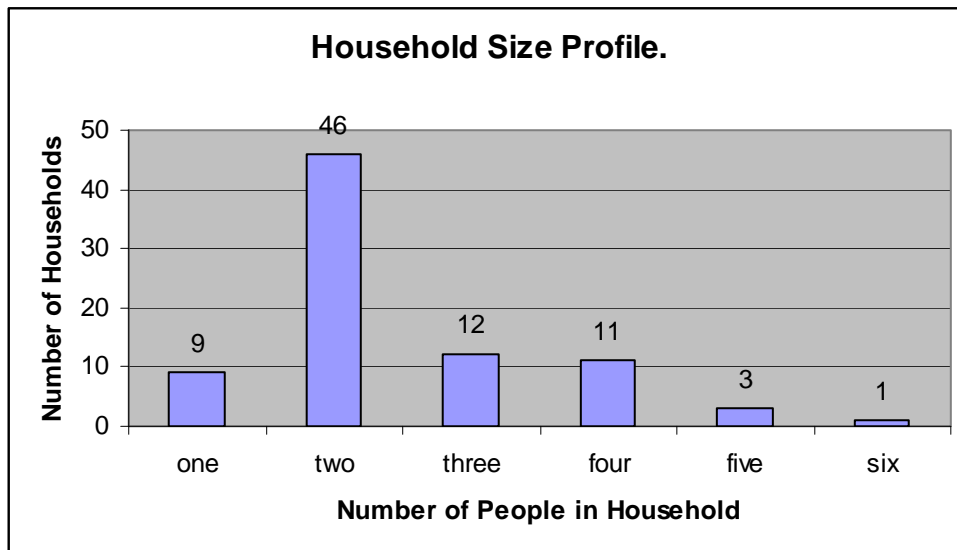
##### i) Age Profile (82 responses, 202 people)

The following chart shows the age profile captured by the Survey returns. The chart shows an ageing population, with 134 out of the 202 people aged 45 years and above. It is noticeable that the younger age groups are small in number, suggesting an imbalance in the age profile which may have repercussions for the long-term sustainability of the Parish.



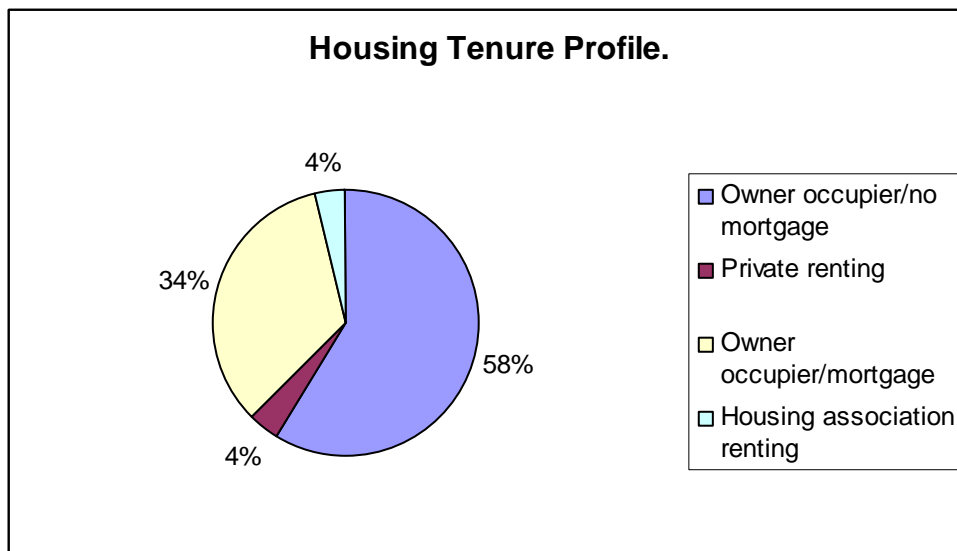
## ii) Household Size Profile (82 responses)

The information collected from the age profile can also be used to create a profile of household size, as shown in the following chart. The chart shows a dominance of 2 person households as indeed do the majority of Parish Housing Needs Surveys. The mean average household size is 2.46 people, slightly lower than the 2001 Census figure for Great Alne Parish, which was 2.53 people.



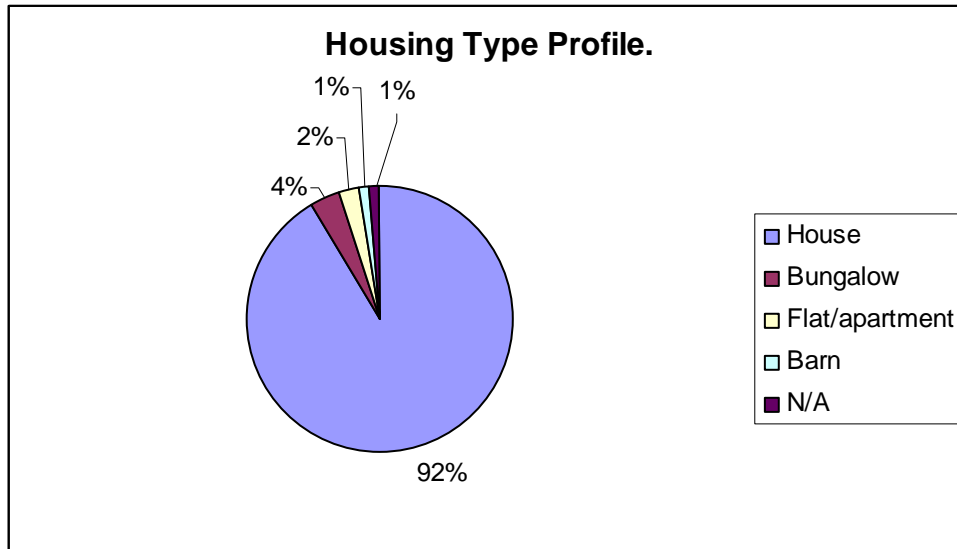
## iii) Housing Tenure Profile (82 responses)

The following chart shows the housing tenure profile for the Survey respondents. In a pattern typical for villages in south Warwickshire, owner-occupiers represent 92% of the total. Tenures traditionally considered within the 'social sector' represent just 4% of the total.



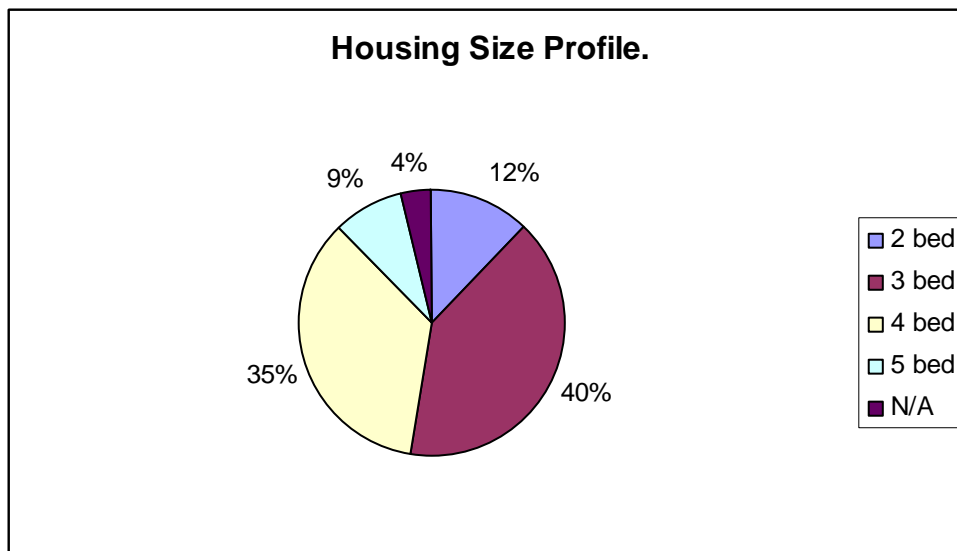
**iv) Housing Type Profile (82 responses)**

The chart below shows the types of homes that the Survey respondents live in. Perhaps unsurprisingly, houses represent the largest factor.



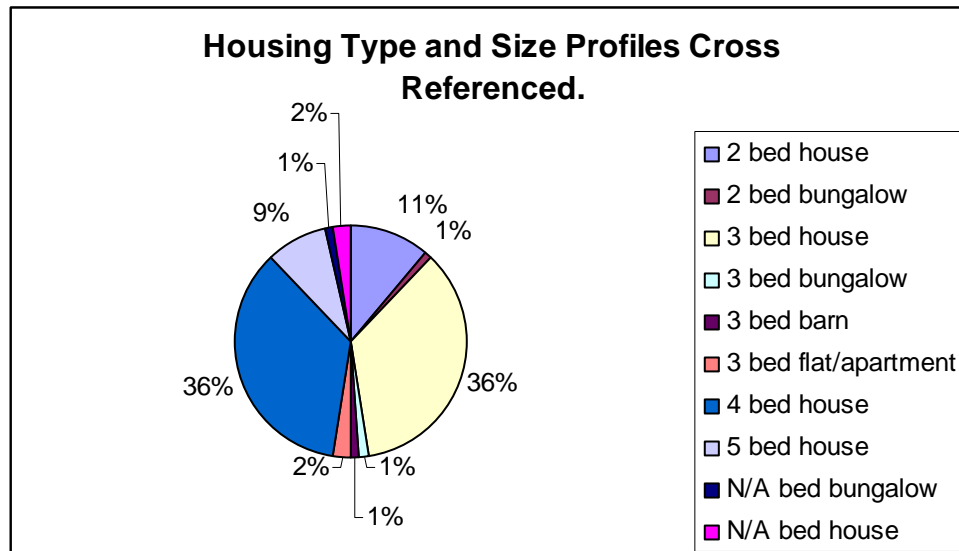
**v) Housing Size Profile (82 responses)**

The following chart shows the sizes of homes that the Survey respondents live in.



**vi) Housing Type and Size Profiles Cross Referenced (82 responses)**

Cross-referencing the data from 4.iv and 4.v provides a combined profile of type and size. 3 and 4 bedroom houses emerge as the largest factors. When compared to 4.ii above, ie a dominance of 2 person households, these results may suggest an issue of dwelling under-occupation in the Parish.

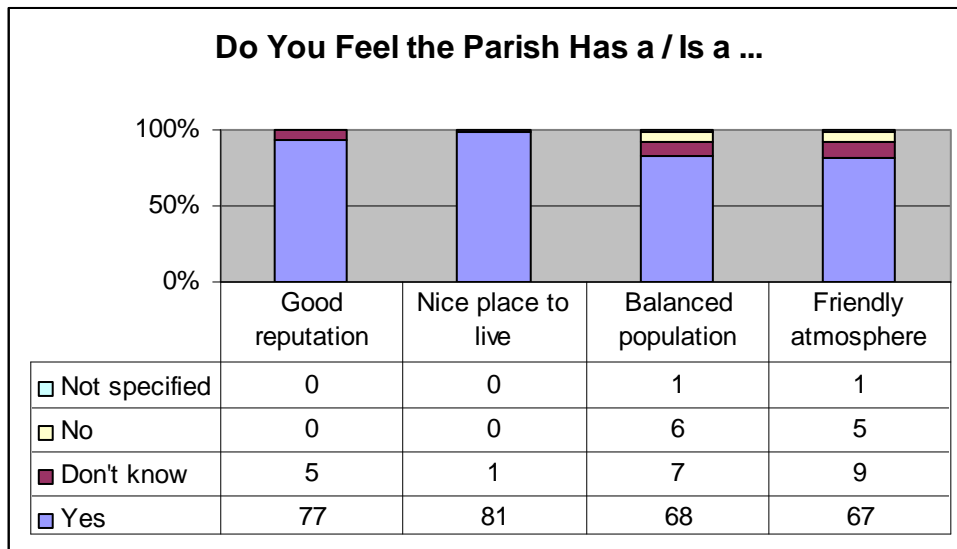


**vii) Life in the Parish ; Positive and Negative Aspects (82 responses)**

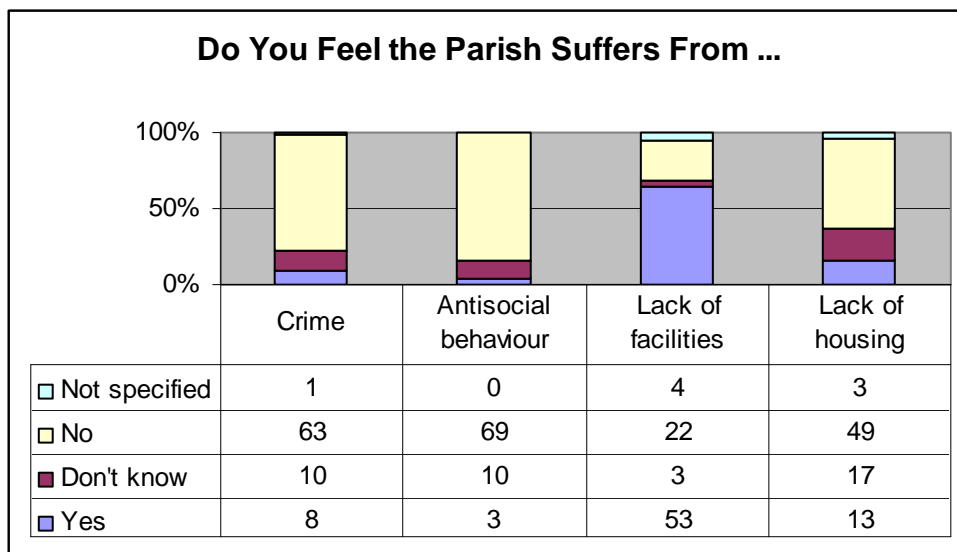
The Survey respondents were asked a series of questions in respect of the perceived positive and negative aspects to life in Great Alne Parish.

Information relating to the sustainability of a Parish is important to assess whether any affordable homes that are subsequently provided will be 'sustainable'. Ensuring that people will take up tenancies is a crucial consideration when proposing new affordable homes.

The first chart shows respondents' views on the benefits to living in Great Alne Parish. The majority of respondents thought the Parish had a good reputation, was a nice place to live, had a balanced and varied population and a friendly spirit.



The second chart shows respondents' views on negative issues that exist in the Parish. The majority of respondents thought there was not an issue with crime or anti-social behaviour. The majority of respondents thought there was a lack of facilities. The majority of respondents thought that there was not a lack of housing.



The Survey respondents were asked to elaborate on their views regarding a lack of facilities and a lack of housing. Certain key issues emerged, as described in the following tables ;

### Lack of Facilities Comments ;

Key issue	Number of Comments
Shop	30
Pub	24
Post Office	11
Public Transport & facilities	7
Sports facilities	3
Social clubs & facilities	3
Facilities for youths & teenagers	2

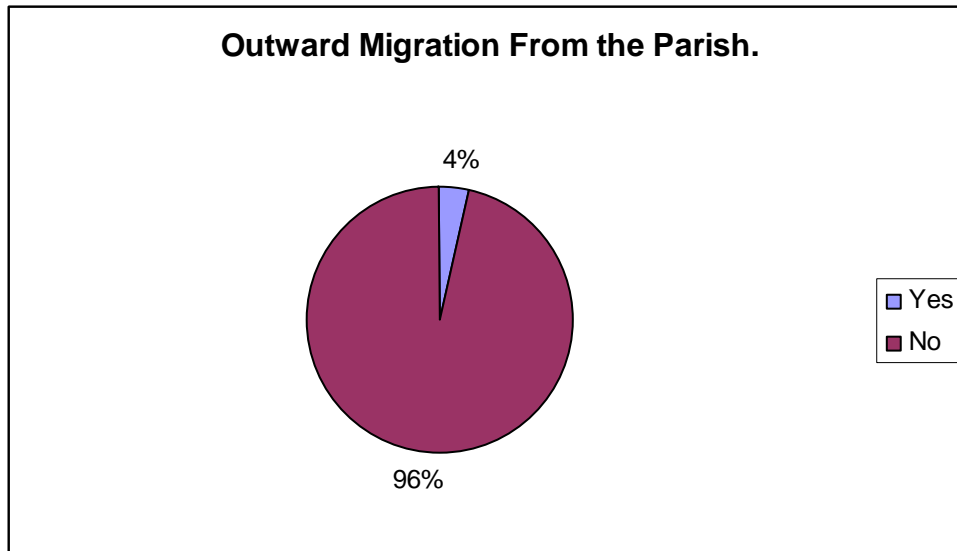
### Lack of Housing Comments ;

Given the range of comments received it seems more appropriate to reproduce them below, whole and verbatim. Their order attempts to reflect emerging themes.

Comments
<ul style="list-style-type: none"> <li>• Affordable housing.</li> <li>• Affordable housing.</li> <li>• Affordable and social housing.</li> <li>• Affordable and social housing.</li> <li>• Affordable, council / housing assoc.</li> <li>• Affordable housing for young people.</li> <li>• Affordable housing for young people in the parish.</li> <li>• Affordable for young families.</li> <li>• Affordable for locals.</li> <li>• Social housing.</li> <li>• Rental houses and cheap houses to buy for the young people.</li> <li>• Needs more affordable housing to buy and rent for the Housing Association.</li> <li>• Retirement properties.</li> <li>• Again, it does not suffer from having limited housing, but it would benefit from limited social housing availability.</li> </ul>

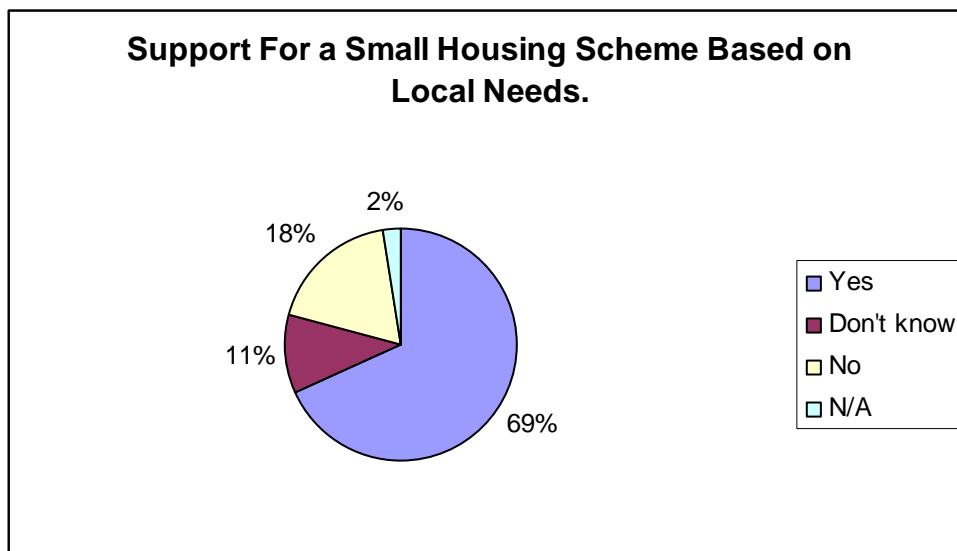
**viii) Outward Migration from the Parish (82 responses)**

The Survey respondents were asked whether anyone in their household had had to leave the Parish in the last 5 years because no affordable / suitable housing was available. The chart shows that this has occurred in 4% of respondents' households.



**ix) Support for a Small Housing Scheme Based on Local Needs (82 responses)**

The chart below shows the level of support amongst Survey respondents for a small housing scheme to meet the needs of local people being built in the Parish. The chart shows there is a high level of support, 69%, amongst respondents for a small housing scheme. Only 18% of respondents were against such a scheme. Comments received from respondents in respect of this matter are reproduced as Appendix B to this Report.



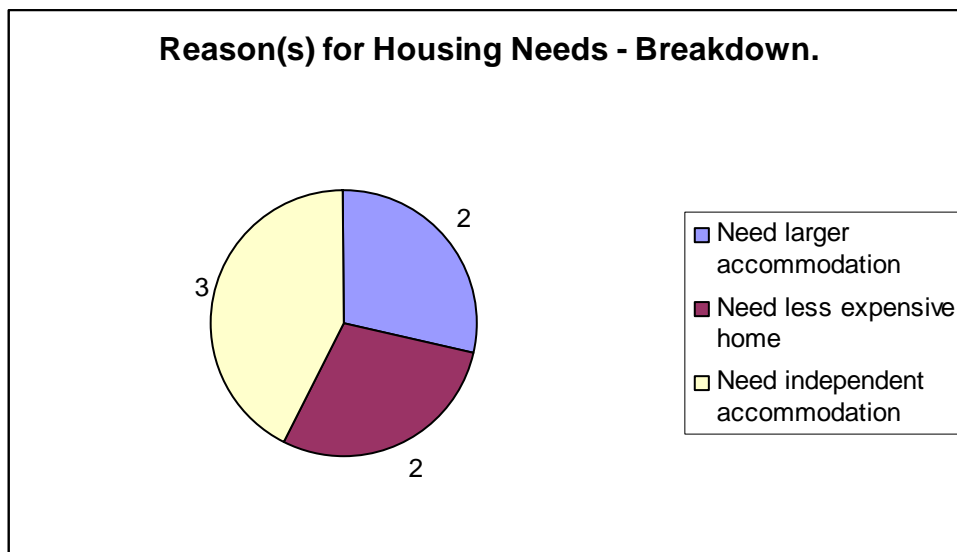
## 5. Results – Housing Needs Information

Out of the 82 responses to the Survey, 7 individuals or households expressed a need for alternative housing.

Section 5 provides a detailed breakdown of information from the 7 respondents.

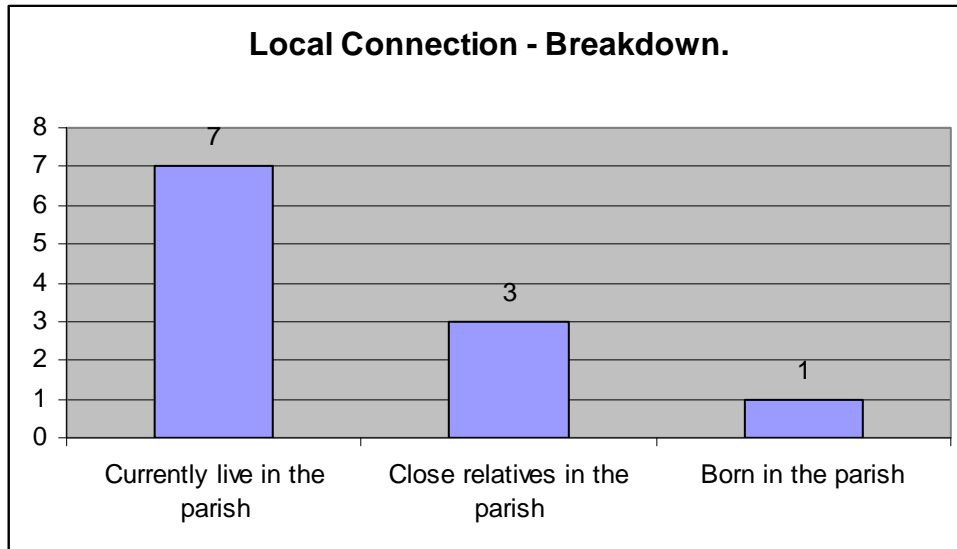
### i) Reason(s) for Housing Needs – Breakdown (7 responses)

The following chart shows the reasons for the 7 respondents' housing needs. Where more than one reason was specified, the first reason shown on the Survey form was counted.



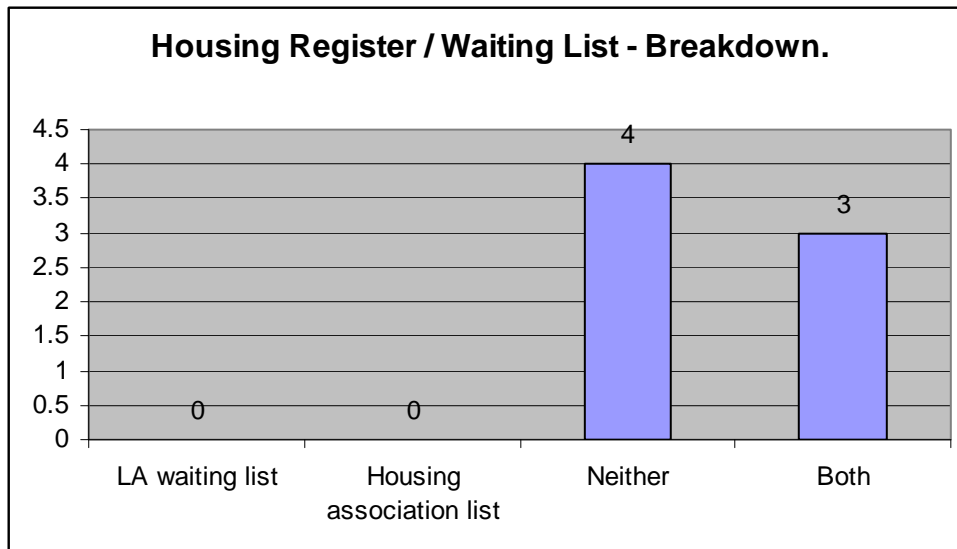
**ii) Local Connection – Breakdown (7 responses)**

The chart below shows the types of local connection that the respondents have. Respondents were able to indicate more than one type of local connection.



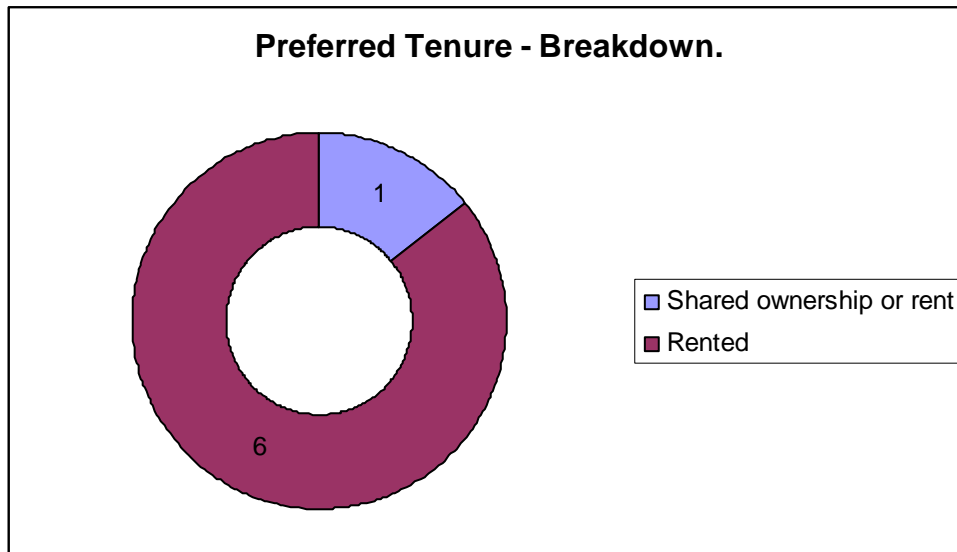
**iii) Housing Register / Waiting List – Breakdown (7 responses)**

The following chart shows the number of respondents registered on the Local Authority Housing Register and / or a Housing Association Waiting List.



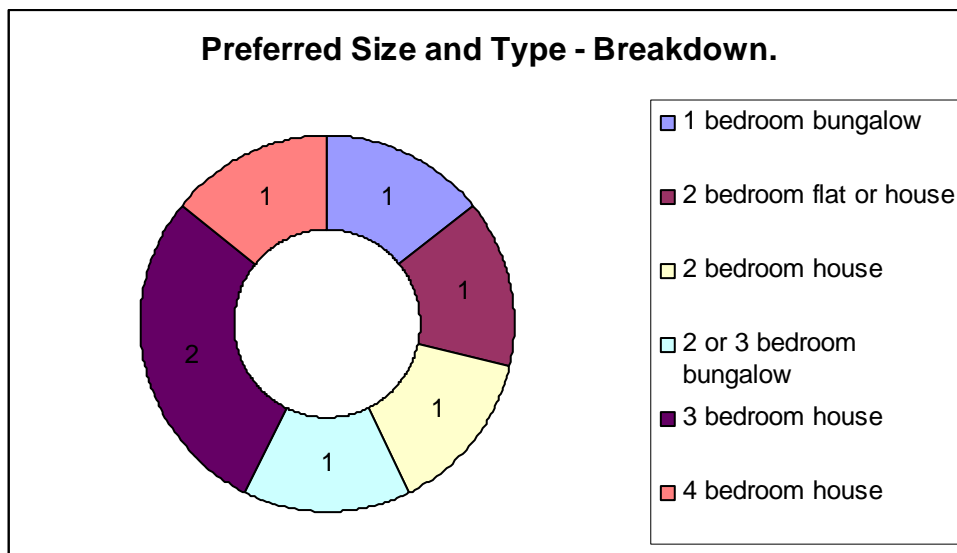
**iv) Preferred Tenure – Breakdown (7 responses)**

The preferred tenures of the 7 respondents are shown in the chart below.



**v) Preferred Size and Type – Breakdown (7 responses)**

The preferred sizes and types of accommodation expressed by the 7 respondents are shown in the following chart.



## 6. Determination of Specific Housing Needs

The following table shows the specific housing needs of the 7 respondents. A number of rules were used to compile this table ;

- Where a respondent indicated a preference for 1 bedroom accommodation they were reclassified as being in need of a 2 bedroom home. There are three reasons for this ; (1) The possibility of a 1 bedroom home sitting vacant for a period of time, (2) The extra flexibility that a 2 bedroom home provides and (3) The possibility that a household will grow and require additional space in the future.

Past experience of providing 1 bedroom affordable homes in rural areas has often proved to be problematic. The needs that exist in the short term may change significantly in the medium and long term. The consequence of these changes is that 1 bedroom homes, especially older homes, can be difficult to let and therefore sit vacant for periods of time.

In reality a 1 bedroom home can accommodate only a single person or a couple, whereas a 2 bedroom home can also accommodate a small family. This increased flexibility, weighed up against the relatively small extra cost and extra space associated with building a 2 bedroom home, is a strong argument for providing the larger unit.

- Where a respondent indicated a preference for shared ownership their ability to enter into a shared ownership arrangement was assessed. The mortgage the respondent could raise was compared against a 50% share (the usual starting % for shared ownership) of a comparable owner-occupied property, as demonstrated through the research shown in Appendix C to this Report. Having assessed whether the respondent could afford to enter into a shared ownership arrangement, if they could not do so they were reclassified as being in need of rented accommodation from a Housing Association.

Local connection verified	Preferred tenure	Preferred size/type	Actual tenure	Actual size/type
Yes	Rent	2 or 3 bed bungalow	Rent	3 bed bungalow
Yes	Rent	3 bed house	Rent	3 bed house
Yes	Rent	4 bed house	Rent	4 bed house
Yes	Rent	3 bed house	Rent	3 bed house
Yes	Rent	2 bed flat or house	Rent	2 bed house
Yes	Shared ownership or rent	2 bed house	Rent	2 bed house
Yes	Rent	1 bed bungalow	Rent	2 bed house

A full breakdown of the needs can be seen as Appendix D to this Report.

## **7. Conclusions**

There is a need for 7 new homes in Great Alne Parish for people with a local connection. The specific needs are for ;

### **Rented from a Housing Association**

3 x 2 bedroom houses  
1 x 3 bedroom bungalow  
2 x 3 bedroom houses  
1 x 4 bedroom house

## **8. Recommendations**

It is recommended that an exercise is carried out to identify a suitable piece of land to meet the 7 housing needs identified by this Survey.

Partners in the land identification exercise should include ;

- The Parish Council
- Stratford on Avon District Council
- Warwickshire Rural Housing Association
- Local landowners
- Rural Housing Enabler for Warwickshire Rural Community Council

Any new homes that are intended to meet the needs described in Section 7 should be accompanied by an appropriate planning obligation to restrict occupancy of the homes to people with a local connection, as described in Section 3 of this Report.

## **9. Acknowledgements**

Gratitude is expressed to Councillor P Bostock, Chairman of Great Alne Parish Council and to all those who helped distribute Survey forms.

## **10. Contact Information**

Phil Ward  
Rural Housing Enabler  
Warwickshire Rural Community Council  
25 Stoneleigh Deer Park Business Centre  
Abbey Park  
Stareton  
Kenilworth  
CV8 2LY

Tel ; (024) 7621 7391

Mrs L Holmes  
Clerk to Great Alne Parish Council  
6 Throckmorton Road  
Alcester  
Warwickshire  
B49 6HQ

Tel ; (01789) 766264

**APPENDIX A GREAT ALNE PARISH HOUSING NEEDS SURVEY**

**PART 1 – TO BE COMPLETED BY THE HEAD OF THE HOUSEHOLD**

**Q1 YOUR HOUSEHOLD**

<b>Number of people in your household that fall into each age category (Please specify the number for each category)</b>	0-16 years		30-44 years	
	17-19 years		45-59 years	
	20-24 years		60-74 years	
	25-29 years		75 + years	

**Q2 YOUR HOUSING CIRCUMSTANCES**

<b>Housing tenure (Please tick)</b>	Tied accommodation <input type="checkbox"/>	Owner occupier/ <b>no</b> mortgage <input type="checkbox"/>
	Private renting <input type="checkbox"/>	Owner occupier/mortgage <input type="checkbox"/>
	Living with parents <input type="checkbox"/>	Housing association shared ownership <input type="checkbox"/>
	Living with friends <input type="checkbox"/>	Housing association renting <input type="checkbox"/>
	Other <input type="checkbox"/> (please specify):	
<b>Housing type (Please tick)</b>	House <input type="checkbox"/> Bungalow <input type="checkbox"/> Flat/apartment <input type="checkbox"/> Mobile home <input type="checkbox"/>	
	Other <input type="checkbox"/> (please specify):	
<b>No. of bedrooms (Please tick)</b>	1 Bed <input type="checkbox"/> 2 Bed <input type="checkbox"/> 3 Bed <input type="checkbox"/> 4 Bed <input type="checkbox"/> 5 bed <input type="checkbox"/> 6 Bed <input type="checkbox"/> 6+ bed <input type="checkbox"/>	

**Q3 LIFE IN THE PARISH**

<b>Do you feel the Parish (Please tick)</b>	Has a good reputation?	Yes <input type="checkbox"/> Don't know <input type="checkbox"/> No <input type="checkbox"/>
	Is a nice place to live?	Yes <input type="checkbox"/> Don't know <input type="checkbox"/> No <input type="checkbox"/>
	Has a balanced and varied population?	Yes <input type="checkbox"/> Don't know <input type="checkbox"/> No <input type="checkbox"/>
	Has a friendly atmosphere/community spirit?	Yes <input type="checkbox"/> Don't know <input type="checkbox"/> No <input type="checkbox"/>
<b>Do you feel the Parish (Please tick)</b>	Suffers from crime?	Yes <input type="checkbox"/> Don't know <input type="checkbox"/> No <input type="checkbox"/>
	Suffers from anti-social behaviour?	Yes <input type="checkbox"/> Don't know <input type="checkbox"/> No <input type="checkbox"/>
	Suffers from a lack of facilities?	Yes <input type="checkbox"/> Don't know <input type="checkbox"/> No <input type="checkbox"/>
	If 'YES', what facilities?	
	Suffers from a lack of housing? If 'YES', what type of housing?	Yes <input type="checkbox"/> Don't know <input type="checkbox"/> No <input type="checkbox"/>

<b>Has anyone in your household had to leave the Parish in the last 5 years because no affordable/suitable housing was available? (Please tick)</b>	Yes <input type="checkbox"/> No <input type="checkbox"/>
---	--

<b>Would you be in favour of one or more SMALL (average 4 units) housing schemes based on the needs of LOCAL people being built in the Parish? (Please tick)</b>	Yes <input type="checkbox"/> Don't know <input type="checkbox"/> No <input type="checkbox"/>
--	--

**ADDITIONAL COMMENTS**

--

**PART 2 – TO BE COMPLETED ONLY IF YOU HAVE AN UNMET HOUSING NEED**

**IF THERE IS MORE THAN ONE HOUSING NEED IN YOUR HOUSEHOLD PLEASE CONTACT PHIL WARD, RURAL HOUSING ENABLER (CONTACT DETAILS ON BACK PAGE) SO THAT EXTRA FORMS CAN BE SENT TO YOU**

**Q1 YOUR DETAILS**

<b>Name</b>	
<b>Address</b>	
<b>Telephone no. (Home)</b>	
<b>Telephone no. (Work)</b>	
<b>Date of Birth</b>	
<b>Current housing tenure (Please tick)</b>	Tied accommodation <input type="checkbox"/> Owner occupier/ <b>no</b> mortgage <input type="checkbox"/> Private renting <input type="checkbox"/> Owner occupier/mortgage <input type="checkbox"/> Living with parents <input type="checkbox"/> Housing assoc. shared ownership <input type="checkbox"/> Living with friends <input type="checkbox"/> Housing association renting <input type="checkbox"/> Other <input type="checkbox"/> (please specify):
<b>Current housing type (Please tick)</b>	House <input type="checkbox"/> Bungalow <input type="checkbox"/> Flat/apartment <input type="checkbox"/> Mobile home <input type="checkbox"/> Other <input type="checkbox"/> (please specify):
<b>Current number of bedrooms (Please tick)</b>	1 Bed <input type="checkbox"/> 2 Bed <input type="checkbox"/> 3 Bed <input type="checkbox"/> 4 Bed <input type="checkbox"/> 5 bed <input type="checkbox"/> 6 Bed <input type="checkbox"/> 6+bed <input type="checkbox"/>

**Q2 THE REASON FOR YOUR HOUSING NEED**

<b>Why do you need alternative accommodation? (Please tick)</b>	Need larger accommodation <input type="checkbox"/> Need smaller accommodation <input type="checkbox"/> Need physically adapted accommodation <input type="checkbox"/> Need less expensive home <input type="checkbox"/> Need to be closer to relatives <input type="checkbox"/> Need to be closer to employment <input type="checkbox"/> Need to be closer to a carer or dependent <input type="checkbox"/> Need secure accommodation <input type="checkbox"/> Need supported accommodation <input type="checkbox"/> Need independent accommodation <input type="checkbox"/> Other <input type="checkbox"/> (please specify):
---	--

**Q3 YOUR LOCAL CONNECTION**

<b>Do you / have you / were you (Please tick all boxes that apply)</b>	Currently live in the Parish? <input type="checkbox"/> If so, for how long?    years Work in the Parish? <input type="checkbox"/> Close relatives in the Parish? <input type="checkbox"/> Born in the Parish? <input type="checkbox"/> Previously lived in the Parish? <input type="checkbox"/> If so, for how long?    years
--	---

**Q4 HOUSING REGISTER**

<b>Are you on a housing register? (Please tick all boxes that apply)</b>	Local Authority Housing Register <input type="checkbox"/>
	Housing Association Housing Register <input type="checkbox"/>

(You are recommended to register with the Local Authority, if you have not done so already)

**Q5 YOUR FAMILY DETAILS (IF THEY ARE ALSO SEEKING HOUSING WITH YOU)**

Title	Surname	First name	Relationship to you	Date of Birth

**Q6 SPECIFIC HOUSING NEEDS**

<b>Please specify any specific housing needs (e.g. disability requirements)</b>	
---	--

**Q7 TYPE OF HOUSING NEEDED**

<b>Tenure of housing needed (Please tick)</b>	Shared Ownership* <input type="checkbox"/>	Rented <input type="checkbox"/>	
<b>Type of housing needed (Please tick)</b>	House <input type="checkbox"/>	Bungalow <input type="checkbox"/>	Flat <input type="checkbox"/>
<b>No. of bedrooms needed (Please tick)</b>	1 Bed <input type="checkbox"/> 2 Bed <input type="checkbox"/> 3 Bed <input type="checkbox"/> 4 Bed <input type="checkbox"/> 5 bed <input type="checkbox"/> 6 Bed <input type="checkbox"/> 6+bed <input type="checkbox"/>		

\*See back page for definition of shared ownership

**Q8 FINANCIAL INFORMATION**

<b>Basic annual income, 'joint income' where applicable (Please tick)</b>	Up to £14,999 <input type="checkbox"/>	£15,000-£19,999 <input type="checkbox"/>	£20,000-£29,999 <input type="checkbox"/>
	£30,000-£39,999 <input type="checkbox"/>	£40,000-£49,999 <input type="checkbox"/>	£50,000-£59,999 <input type="checkbox"/>
	£60,000-£69,999 <input type="checkbox"/>	£70,000-£79,999 <input type="checkbox"/>	£80,000-£89,999 <input type="checkbox"/>
	£90,000-£99,999 <input type="checkbox"/>	£100,000+ <input type="checkbox"/>	
<b>If you need a shared ownership or owner-occupied home, what is the maximum amount you could afford to pay for this?</b>	Maximum mortgage	£	(assume 3x joint income) +
	Equity in existing home	£	+
	Savings	£	+
	Other	£	=
	Total	£	

## Q9 ETHNICITY MONITORING

Please specify the number of people in each group			
<b>White</b>		<b>Asian or Asian British</b>	
British		Indian	
Irish		Pakistani	
Other White background		Bangladeshi	
<b>Mixed</b>		Other Asian background	
White and Black Caribbean		<b>Black or Black British</b>	
White and Black African		Caribbean	
White and Asian		African	
Other Mixed background		Other Black background	
<b>Chinese</b>		<b>Other (please state below)</b>	
Chinese			

**THANK YOU FOR COMPLETING THIS FORM.  
PLEASE RETURN IT IN THE FREEPOST ENVELOPE BY 23 APRIL 2010**

If you have any questions regarding this Survey or you require additional forms, please contact Phil Ward, Rural Housing Enabler for Warwickshire Rural Community Council.

Address: 25 Stoneleigh Deer Park Business Centre, Abbey Park,

Stareton, Kenilworth. CV8 2LY

Telephone: (024) 7621 7391

Email: [philw@wrccrural.org.uk](mailto:philw@wrccrural.org.uk)

### ADDITIONAL INFORMATION ON PROPERTY TYPES

Any small-scale scheme would probably include a mixture of property types and sizes. Some homes might be available for rent and some for shared ownership.

Rented properties would be available to people with a strong local connection and at an affordable rent. A Housing Association would retain ownership of the rented properties and there would be no 'Right To Buy' available to tenants.

Shared ownership is a 'middle ground' between renting a property and full ownership. A 'shared owner' buys a share of the property, typically 50% initially, and pays rent to a Housing Association on the remaining share. The Housing Association always retains a share of the property and in this way can uphold any local occupancy restrictions.

A shared owner can usually increase their share of the property up to a certain limit, but they are not able to buy the property outright. If the property is later sold, it is valued and the shared owner receives their share of the sale price, therefore benefiting from any increase in the value, should this occur.

## Appendix B.

Respondents were invited to provide any additional comments. Although intended to focus on housing issues, the comments relate to a range of subjects. The comments are reproduced below, whole and verbatim, except where a reference was made that could identify the individual concerned or in the case of defamatory remarks.

- One development.
- The answer to this should probably be yes, but I am concerned re increased housing in the area with no limitations ie a "wedge effect" eg  $1 \times 4 = 4 = \text{OK}$  but  $5 \times 4 = 20$  etc !!
- Particularly at weekends off road motorbikes and 4x4 destroy the terrain in Stroat Lane and the copse by the Kinwarton Farm Ind. Estate. This spoils the public footpaths for others. Litter dropping along Stroat Lane is also unchecked. These are probably the worst crimes and antisocial behaviour in the Parish. The pop. is mainly middle class as they can afford the housing.
- Yes, but only 2 or 3 developments that really meet local needs.
- As a family we are in favour of small social housing schemes within the Parish that fit well into the structure of the village.
- This was tried before (Nightingale Close). No one wanted them when it came to it.
- Why can't the Maudslay site be used to provide some starter homes.
- Do not wish to see huge retirement village. A limited number of family houses would be acceptable.
- The village is just the right size, any further developments will start to attract "outsiders ", it will lose its rural / village size and may attract crime etc. It will then need more developments to cater for more people eg school, surgery etc. If anything needs developing, it would be facilities for the existing people in the Parish.
- This is a village and doesn't need further development. There are sufficient brown fill sites within Stratford Town that can be developed.
- If rented properties were available then the Council would put all kinds of people in them who don't work, claim benefits (gypsies) which would bring the area down.
- The need has to be proven - only local people. Nightingale Close was - maybe proven, but when houses were available the majority of people came from Haselor who say they don't have a need.

- No bigger than Nightingale Close.
- As long as these homes are for local people but not retirement type dwellings.
- We live in a very small three bed house and we do need a larger three or four bed home. We really do not want to leave the village but we may have to.
- Only if local meant local !
- Any massive housing development would cause massive logistical noise, disruption and the need for extensive increase in services. Shared small schemes up to 20, would not be so inconvenient. Also both the change in the village and the time taken to develop a large scheme, such as the Maudsley would devalue many of the existing houses for many years to come.
- Do not wish to see disproportional development in the village.
- We don't have the facilities.
- The Maudsley site development, with approx 100 individual units mixed housing would be most acceptable.
- We need some more houses to rent.
- No more than 2 units for people who live in the village, or for people who have had to move out of the village.

## Appendix C.

Property Search on 29 April 2010 (excluding character properties, properties in need of repair, and properties over £350,000).

Agent	Street	Settlement	Beds	Type	Price (£)
Sanders & Sanders	Throckmorton Road	Alcester	2	Bungalow	225,000
Sanders & Sanders	Seymour Road	Henley in Arden	2	Bungalow	239,950
Sanders & Sanders	Pear Tree Gardens	Aston Cantlow	2	Bungalow	299,950
Steven Woodley	Seymour Road	Alcester	2	House	119,950
Steven Woodley	Seymour Road	Alcester	2	House	129,995
Sanders & Sanders	Purton Close	Alcester	2	House	139,950
Sanders & Sanders	Devonish Close	Alcester	2	House	154,950
Jeremy & Co	Hertford Road	Alcester	3	House	169,950
Steven Woodley	Beauchamp Road	Alcester	3	House	169,950
Sanders & Sanders	Rufford Close	Alcester	3	House	189,950
Sanders & Sanders	Alauna Avenue	Alcester	3	House	189,950
Your Move	Alauna Avenue	Alcester	3	House	189,995
Steven Woodley	St Marys Road	Alcester	3	House	209,950
Sanders & Sanders	Fenwick Close	Alcester	3	House	249,950
John Shepherd Vaughan	Guild Road	Henley in Arden	3	House	295,000
Sanders & Sanders	Alauna Avenue	Alcester	4	House	192,500
Sanders & Sanders	Throckmorton Road	Alcester	4	House	239,950
Andrew Grant	Gerard Road	Alcester	4	House	299,950
Parker Mercer Durnian	Nightingale Close	Great Alne	4	House	315,000
Connells	Nightingale Close	Great Alne	4	House	325,000

Type	Average (£)	Average - 5% (£)
2 bedroom bungalows	254,967	242,218
2 bedroom houses	136,211	129,401
3 bedroom houses	208,087	197,683
4 bedroom houses	274,480	260,756

**Appendix D.**

ID	Local Connection Verified	Household Composition	Reason for Need	Support Needed	Preferred Tenure	Preferred Type/Size	Actual Tenure	Actual Type/Size
5	Yes	3 single people	Need less expensive home	No	Rent	2 or 3 bed bungalow	Rent	3 bed bungalow
22	Yes	Single person with 3 children	Need less expensive home	No	Rent	3 bed house	Rent	3 bed house
31	Yes	Couple with 3 children	Need larger accommodation	No	Rent	4 bed house	Rent	4 bed house
52	Yes	Couple with 3 children	Need larger accommodation	No	Rent	3 bed house	Rent	3 bed house
64	Yes	Single person	Need independent accommodation	No	Rent	2 bed flat or house	Rent	2 bed house
76	Yes	Single person	Need independent accommodation	No	Shared ownership or rent	2 bed house	Rent	2 bed house
79	Yes	Single person	Need independent accommodation	No	Rent	1 bed bungalow	Rent	2 bed house